



TE Internal #: 1-1478419-0

N Type Connector, Plug, 50 ohm, Threaded, 11 GHz, Cable-to-Cable, 1 Position, Sealable, Wire & Cable, -55 – 85 °C [-67 – 185 °F], Solder & Clamp

[View on TE.com >](#)

Connectors > RF Connectors > Coax Connectors



RF Interface: **N Type**

RF Connector Style: **Plug**

RF Connector Mated Outer Diameter (Approximate): **19.05 mm [.75 in]**

Impedance: **50 Ω**

Compatible With RF Cable Type: **Belden 9907, Raychem 5021D1331, Raychem 5021D1831, Raychem 5021M1631, Raychem EPD 71169Q, RG 141A, RG 58C, URM 43, URM 76**

Features

Product Type Features

Connector Seal & Plug Type	Gasket
RF Interface	N Type
RF Connector Style	Plug
Compatible With RF Cable Type	Belden 9907, Raychem 5021D1331, Raychem 5021D1831, Raychem 5021M1631, Raychem EPD 71169Q, RG 141A, RG 58C, URM 43, URM 76
Connector System	Cable-to-Cable
Sealable	Yes
Connector & Contact Terminates To	Wire & Cable

Configuration Features

Number of Positions	1
Number of Coaxial Contacts	1

Electrical Characteristics

Impedance	50 Ω
-----------	------



Body Features

Cable Connector Orientation	Straight
Body Material	Brass
Body Plating Material	Silver

Contact Features

RF Connector Contact Configuration	Captivated Contacts
RF Connector Center Contact Plating Material	Silver (Ag)
RF Connector Center Contact Material	Brass

Termination Features

Termination Method to Wire & Cable	Solder & Clamp
------------------------------------	----------------

Mechanical Attachment

RF Connector Coupling Mechanism	Threaded
RF Contact Captivation Method	Mechanical
Detent	Without

Dimensions

RF Connector Mated Outer Diameter (Approximate)	19.05 mm[.75 in]
---	------------------

Usage Conditions

Operating Temperature Range	-55 – 85 °C[-67 – 185 °F]
-----------------------------	---------------------------

Operation/Application

Operating Frequency	11 GHz
---------------------	--------

Packaging Features

Packaging Quantity	50
Packaging Method	Loose Piece

Other

Coupling Nut Base Material	Brass
Gasket Material	Silicone Rubber
Grade	Commercial
Dielectric Material	PTFE

Product Compliance

For compliance documentation, visit the product page on TE.com>




EU RoHS Directive 2011/65/EU	Compliant with Exemptions
EU ELV Directive 2000/53/EC	Compliant with Exemptions
China RoHS 2 Directive MIIT Order No 32, 2016	Restricted Materials Above Threshold
EU REACH Regulation (EC) No. 1907/2006	Current ECHA Candidate List: JAN 2025 (247) Candidate List Declared Against: JAN 2025 (247) SVHC > Threshold: Pb (4% in Component Part) Article Safe Usage Statements: Do not eat, drink or smoke when using this product. Wash thoroughly after handling. Recycle if possible and dispose of the article by following all applicable governmental regulations relevant to your geographic location.
Halogen Content	Low Bromine/Chlorine - Br and Cl < 900 ppm per homogenous material. Also BFR /CFR/PVC Free
Solder Process Capability	Wave solder capable to 265°C


Product Compliance Disclaimer

This information is provided based on reasonable inquiry of our suppliers and represents our current actual knowledge based on the information they provided. This information is subject to change. The part numbers that TE has identified as EU RoHS compliant have a maximum concentration of 0.1% by weight in homogenous materials for lead, hexavalent chromium, mercury, PBB, PBDE, DBP, BBP, DEHP, DIBP, and 0.01% for cadmium, or qualify for an exemption to these limits as defined in the Annexes of Directive 2011/65/EU (RoHS2). Finished electrical and electronic equipment products will be CE marked as required by Directive 2011/65/EU. Components may not be CE marked. Additionally, the part numbers that TE has identified as EU ELV compliant have a maximum concentration of 0.1% by weight in homogenous materials for lead, hexavalent chromium, and mercury, and 0.01% for cadmium, or qualify for an exemption to these limits as defined in the Annexes of Directive 2000/53/EC (ELV). Regarding the REACH Regulation, the information TE provides on SVHC in articles for this part number is based on the latest European Chemicals Agency (ECHA) ‘Guidance on requirements for substances in articles’ posted at this URL: <https://echa.europa.eu/guidance-documents/guidance-on-reach>


Compatible Parts




TE Part # 1-1478213-0
N RM BHJ Hex 50Ohm Silver Pltd PSF 1/4M,



TE Part # 1057290-1
3052 1201 10,N SERIES FM PLUG



TE Part # 1460055-1
N PRESS-FIT JACK



TE Part # 225094-2
N SER BHD JACK WEATHERPROOF

Customers Also Bought



TE Part #5677784003
[RNF-3000-6/2-6-SP](#)



TE Part #DTHD04-1-4P-E003
[REC, 1P, BLK, N, SIZE 4, CAP](#)



TE Part #1-1337478-0
[SMB R/A Plg Hex 50Ohm Gold Pla](#)



TE Part #4-1625885-3
[1W SM M/OX 5% 220K](#)



TE Part #3-2176158-6
[TLM 2512 1.0W R082 1% 50PPM 4K RL](#)



TE Part #1337773-1
[50/OHM COAX BNC ELB PLUG ELB P](#)



TE Part #1622539-1
[LR1 1% 620R](#)



TE Part #1-1337473-0
[UHF Str Plg PS Silver Pltd RG58C/U, 141A](#)



TE Part #2176328-4
[CRGP 1206 18R 1%](#)



TE Part #1337775-4
[75 OHM COAX BNC STR PLUG P99-E](#)

Documents

Product Drawings

CAD Files

3D PDF

3D

Customer View Model

[ENG_CVM_CVM_1-1478419-0_B.2d_dxf.zip](#)

English

Customer View Model

[ENG_CVM_CVM_1-1478419-0_B.3d_igs.zip](#)

English

Customer View Model

[ENG_CVM_CVM_1-1478419-0_B.3d_stp.zip](#)

English

By downloading the CAD file I accept and agree to the [Terms and Conditions](#) of use.

Product Specifications

Product Specification

English



Instruction Sheets

GREENPAR RF CONNECTOR CABLE ASSEMBLY INSTRUCTION SHEET

English

Instruction Sheet (non U.S.)

English