




Connectors > Terminal Blocks & Strips > Barrier Strips



Number of Positions: 10

Barrier Strip Style: **Dual Barrier**

Connector System: **Wire-to-Wire**

Centerline (Pitch): 14.3 mm [.563 in]

Number of Rows: 2

Features

Product Type Features

Block Style	Non-Feed Through
Connector System	Wire-to-Wire
Connector & Contact Terminates To	Wire & Cable

Configuration Features

Number of Levels	1
Number of Positions	10
Number of Rows	2

Electrical Characteristics

Operating Voltage	300 V
-------------------	-------

Body Features

Quick Connect Tab Plating Material	Tin
Primary Product Color	Black
Product Orientation	Vertical
Barrier Strip Style	Dual Barrier



Contact Features

Contact Base Material	Brass
Contact Current Rating (Max)	30 A

Mechanical Attachment

Top Termination Type	Binding Combo Head
Mounting Options	End Mounting Ears
Screw Plating Material	Nickel
Screw Material	Steel
Thread Size	8-32
Screw Head Type	Combo Phil-Slot
Connector Mounting Type	Panel Mount

Housing Features

Housing Material	PBT
Centerline (Pitch)	14.3 mm[.563 in]

Dimensions

Product Length	168.4 mm[6.63 in]
Wire Size	22 – 10 AWG

Usage Conditions

Operating Temperature Range	-40 – 120 °C[-40 – 248 °F]
-----------------------------	----------------------------

Operation/Application

Circuit Application	Power
---------------------	-------

Industry Standards

UL Flammability Rating	UL 94V-0
------------------------	----------

Packaging Features

Packaging Method	Carton
Packaging Quantity	50

Product Compliance

For compliance documentation, visit the product page on TE.com>

EU RoHS Directive 2011/65/EU	Compliant
EU ELV Directive 2000/53/EC	Compliant



China RoHS 2 Directive MIIT Order No 32, 2016	No Restricted Materials Above Threshold
EU REACH Regulation (EC) No. 1907/2006	Current ECHA Candidate List: JAN 2025 (247) Candidate List Declared Against: JAN 2025 (247) Does not contain REACH SVHC
Halogen Content	Low Halogen - Br, Cl, F, I < 900 ppm per homogenous material. Also BFR/CFR/PVC Free
Solder Process Capability	Wave solder capable to 265°C

Product Compliance Disclaimer

This information is provided based on reasonable inquiry of our suppliers and represents our current actual knowledge based on the information they provided. This information is subject to change. The part numbers that TE has identified as EU RoHS compliant have a maximum concentration of 0.1% by weight in homogenous materials for lead, hexavalent chromium, mercury, PBB, PBDE, DBP, BBP, DEHP, DIBP, and 0.01% for cadmium, or qualify for an exemption to these limits as defined in the Annexes of Directive 2011/65/EU (RoHS2). Finished electrical and electronic equipment products will be CE marked as required by Directive 2011/65/EU. Components may not be CE marked. Additionally, the part numbers that TE has identified as EU ELV compliant have a maximum concentration of 0.1% by weight in homogenous materials for lead, hexavalent chromium, and mercury, and 0.01% for cadmium, or qualify for an exemption to these limits as defined in the Annexes of Directive 2000/53/EC (ELV). Regarding the REACH Regulation, the information TE provides on SVHC in articles for this part number is based on the latest European Chemicals Agency (ECHA) 'Guidance on requirements for substances in articles' posted at this URL: <https://echa.europa.eu/guidance-documents/guidance-on-reach>

Compatible Parts



TE Part # 1-1546311-0

10P.563" DR BARRIER,W/WASHER

Customers Also Bought



TE Part #1217043-1

250 FASTON,REC.,14-10 AWG,TPBR



TE Part #770246-3

UMNL II PIN PTPPHBZ LP 12-10



TE Part #63365-2

250 FASTON REC 14-10 AWG TPBR



TE Part #HDP26-24-9SN

PLG, 9P, BLK, N, 4/8/12, S

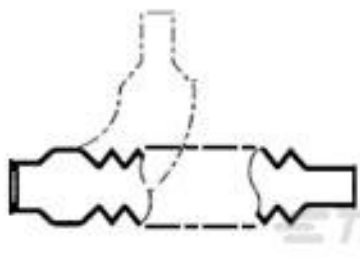





TE Part #734059-000
TXR40AB00-1810AI



TE Part #3-640426-7
07P MTA156 CONN ASSY 18AWG
ORA



TE Part #304683-000
202C632-50/86-0



TE Part #W4PB
WEDGE LOCK, 4P, REC, BLK, DT, B



TE Part #8-36154-5
PIDG R 22-16 COMM 22-18 MIL 10



TE Part #1-1437685-3
2TK2-48=SNAP TRACK PVC CHANNEL

Documents

Product Drawings

10P.563" DR BARRIER STRIP

English

CAD Files

3D PDF

3D

Customer View Model

ENG_CVM_CVM_1-1546310-0_Y_c-1-1546310-0-y.2d_dxf.zip

English

Customer View Model

ENG_CVM_CVM_1-1546310-0_Y_c-1-1546310-0-y.3d_igs.zip

English

Customer View Model

ENG_CVM_CVM_1-1546310-0_Y_c-1-1546310-0-y.3d_stp.zip

English

By downloading the CAD file I accept and agree to the [Terms and Conditions](#) of use.

Datasheets & Catalog Pages

BUCHANAN TERMINAL BLOCKS CATALOG - BARRIER STRIPS

English

1-1773458-2_BARRIER_STRIPS_QUICK_REFERENCE_GUIDE

English