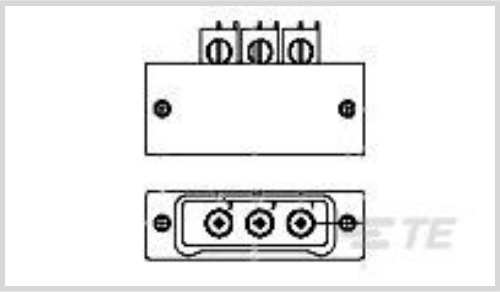




Connectors > RF Connectors > Coax Connectors > NANONICS Connectors: Coaxial Cable, Receptacle Assembly



RF Interface: **Nanominiature**  
RF Connector Style: **Receptacle**  
Impedance: **50 Ω**  
Compatible With RF Cable Type: **RG 178**  
RF Connector Coupling Mechanism: **Screw**

[All NANONICS Connectors: Coaxial Cable, Receptacle Assembly \(11\)](#)

Features

Product Type Features

Connector Product Type	Connector Assembly
RF Interface	Nanominiature
RF Connector Style	Receptacle
Compatible With RF Cable Type	RG 178
Connector System	Wire-to-Board
Connector & Contact Terminates To	Printed Circuit Board

Configuration Features

PCB Mount Orientation	Horizontal
Number of Positions	2
Number of Coaxial Contacts	2

Electrical Characteristics

Impedance	50 Ω
-----------	------

Body Features

Cable Connector Orientation	Right Angle
Body Material	Aluminum
Body Plating Material	Electroless Nickel

Contact Features

--	--



RF Connector Center Contact Plating Material	Gold (Au)
--	-----------

Termination Features

Termination Method to PCB	Surface Mount
Termination Method to Wire & Cable	Solder

Mechanical Attachment

RF Connector Coupling Mechanism	Screw
Connector Mounting Type	Board Mount
RF Contact Captivation Method	Solder

Usage Conditions

Operating Temperature Range	-55 – 125 °C[-67 – 257 °F]
-----------------------------	----------------------------

Operation/Application

Operating Frequency	60 – 1 GHz
---------------------	------------

Other

Dielectric Material	PTFE
---------------------	------

Product Compliance

For compliance documentation, visit the product page on TE.com>

EU RoHS Directive 2011/65/EU	Not Compliant
EU ELV Directive 2000/53/EC	Compliant
China RoHS 2 Directive MIIT Order No 32, 2016	Restricted Materials Above Threshold
EU REACH Regulation (EC) No. 1907/2006	Current ECHA Candidate List: JAN 2025 (247) Candidate List Declared Against: JAN 2025 (247) SVHC > Threshold: Pb (40% in 74026122) <b>Article Safe Usage Statements:</b> Do not eat, drink or smoke when using this product. Wash thoroughly after handling. Recycle if possible and dispose of the article by following all applicable governmental regulations relevant to your geographic location.
Halogen Content	Low Bromine/Chlorine - Br and Cl < 900 ppm per homogenous material. Also BFR /CFR/PVC Free
Solder Process Capability	Not lead free process capable


Product Compliance Disclaimer

This information is provided based on reasonable inquiry of our suppliers and represents our current actual knowledge based on the information they provided. This information is subject to change. The part numbers that TE has identified as EU RoHS compliant have a maximum concentration of 0.1% by weight in homogenous materials for lead, hexavalent chromium, mercury, PBB, PBDE, DBP, BBP, DEHP, DIBP, and 0.01% for cadmium, or qualify for an exemption to these




limits as defined in the Annexes of Directive 2011/65/EU (RoHS2). Finished electrical and electronic equipment products will be CE marked as required by Directive 2011/65/EU. Components may not be CE marked. Additionally, the part numbers that TE has identified as EU ELV compliant have a maximum concentration of 0.1% by weight in homogenous materials for lead, hexavalent chromium, and mercury, and 0.01% for cadmium, or qualify for an exemption to these limits as defined in the Annexes of Directive 2000/53/EC (ELV). Regarding the REACH Regulation, the information TE provides on SVHC in articles for this part number is based on the latest European Chemicals Agency (ECHA) ‘Guidance on requirements for substances in articles’ posted at this URL: <https://echa.europa.eu/guidance-documents/guidance-on-reach>


Customers Also Bought




TE Part #CAT-D48-ST273  
DEUTSCH Solid Contacts




TE Part #DT04-2P  
REC, 2P, GRY, N




TE Part #DT06-2S  
PLG, 2P, GRY, N



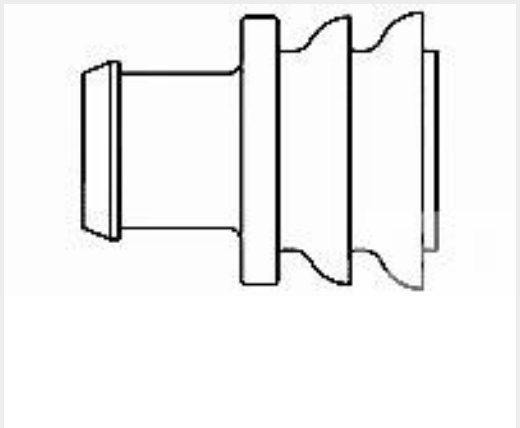
TE Part #206070-8  
CABLE CLAMP KIT #17



TE Part #CAT-D487-W416  
Wedgelocks: DEUTSCH DT



TE Part #CAT-AM71-CH8172  
AMP SUPERSEAL 1.5MM,  
CONNECTOR HOUSING



TE Part #281934-2  
SINGLE WIRE SEAL

Documents

Product Drawings  
CX020L2HN = COAX

English

CAD Files  
3D PDF

3D

Customer View Model  
ENG\_CVM\_CVM\_1-1589072-2\_H\_c-1-1589072-2-h.2d\_dxf.zip

English

Customer View Model  
ENG\_CVM\_CVM\_1-1589072-2\_H\_c-1-1589072-2-h.3d\_igs.zip

English

Customer View Model  
ENG\_CVM\_CVM\_1-1589072-2\_H\_c-1-1589072-2-h.3d\_stp.zip

English

By downloading the CAD file I accept and agree to the [Terms and Conditions](#) of use.

Datasheets & Catalog Pages



1589072 Nanonics Cross Reference

English