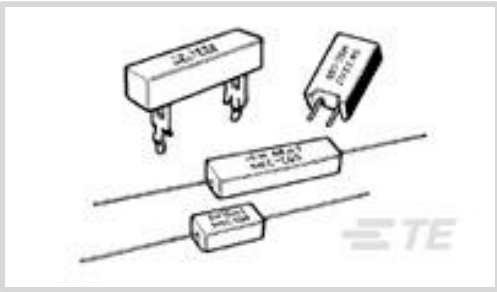




Passive Components > Resistors > Through-Hole Resistors > Wirewound Resistor: Vertical Mount



Resistance Value: 1 Ω

Resistor Type: **Power Resistor**

Element Type: **Wire Wound**

Power Rating: **20 W**

Resistance Class: **Up to 1kΩ**

[All Wirewound Resistor: Vertical Mount \(202\)](#)

Features

Product Type Features

Resistor Type	Power Resistor
Element Type	Wire Wound

Configuration Features

Number of Resistors	1
---------------------	---

Electrical Characteristics

Resistance Value	1 Ω
Power Rating	20 W
Resistance Class	Up to 1kΩ
Passive Component Tolerance	5 %

Body Features

Lead Type	Radial-Leaded
-----------	---------------

Termination Features

Termination Area Base Material	Copper
Number of Terminations	2

Dimensions

Passive Component Dimensions	60 x 14 x 13.5 mm
------------------------------	-------------------



Usage Conditions

Operating Temperature Range	-55 – 250 °C
Temperature Coefficient	±300 ppm/°C

Packaging Features

Packaging Method	Loose Piece - Box
------------------	-------------------

Product Compliance

For compliance documentation, visit the product page on [TE.com](#)>

EU RoHS Directive 2011/65/EU	Compliant
EU ELV Directive 2000/53/EC	Compliant
China RoHS 2 Directive MIIT Order No 32, 2016	No Restricted Materials Above Threshold
EU REACH Regulation (EC) No. 1907/2006	Current ECHA Candidate List: JAN 2025 (247) Candidate List Declared Against: JAN 2025 (247) Does not contain REACH SVHC
Halogen Content	Low Halogen - Br, Cl, F, I < 900 ppm per homogenous material. Also BFR/CFR/PVC Free
Solder Process Capability	Wave solder capable to 265°C

Product Compliance Disclaimer

This information is provided based on reasonable inquiry of our suppliers and represents our current actual knowledge based on the information they provided. This information is subject to change. The part numbers that TE has identified as EU RoHS compliant have a maximum concentration of 0.1% by weight in homogenous materials for lead, hexavalent chromium, mercury, PBB, PBDE, DBP, BBP, DEHP, DIBP, and 0.01% for cadmium, or qualify for an exemption to these limits as defined in the Annexes of Directive 2011/65/EU (RoHS2). Finished electrical and electronic equipment products will be CE marked as required by Directive 2011/65/EU. Components may not be CE marked. Additionally, the part numbers that TE has identified as EU ELV compliant have a maximum concentration of 0.1% by weight in homogenous materials for lead, hexavalent chromium, and mercury, and 0.01% for cadmium, or qualify for an exemption to these limits as defined in the Annexes of Directive 2000/53/EC (ELV). Regarding the REACH Regulation, the information TE provides on SVHC in articles for this part number is based on the latest European Chemicals Agency (ECHA) ‘Guidance on requirements for substances in articles’ posted at this URL: <https://echa.europa.eu/guidance-documents/guidance-on-reach>

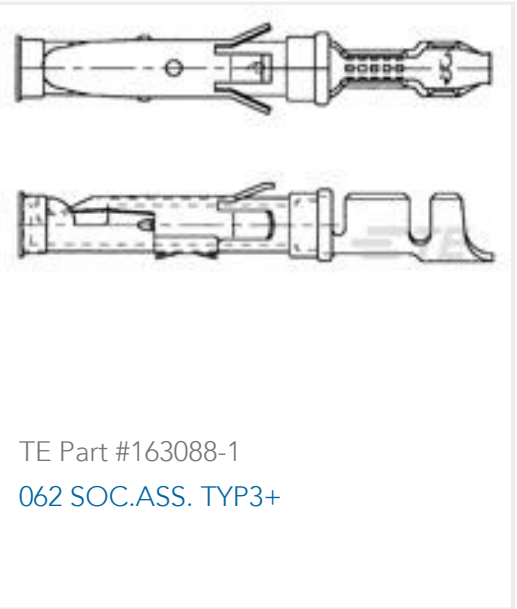

Compatible Parts



Also in the Series | CGS SQ



Customers Also Bought





Documents

Product Drawings

[SQB20 1R0 5% \(WIRE\)](#)

English

Datasheets & Catalog Pages

[4-1773460-6\\_RESISTIVE\\_SOLUTIONS\\_RAIL](#)

English

[1309350\\_PASSIVE\\_COMPONENT](#)

English

[Datasheet - Ev-Charging Passives](#)

English

[8-1773459-4\\_POWER\\_FILTERING\\_AND\\_RESISTIVE\\_SOLUTIONS\\_FOR\\_ELEVATORS\\_AND\\_ESCALATORS](#)

English