



Connectors > PCB Connectors > Wire-to-Board Connectors > FFC, FPC & Ribbon Connectors > FPC Connectors



Centerline (Pitch): **.5 mm [.02 in]**

Mating Retention Type: **Zero Insertion Force (ZIF)**

PCB Mount Orientation: **Right Angle**

Contact Mating Location: **Bottom**

Termination Method to PCB: **Surface Mount**

Features

Product Type Features

PCB Connector Type	PCB Mount Receptacle
Connector & Contact Terminates To	Flexible Printed Circuit (FPC)
Connector Product Type	Connector Assembly
Connector System	Flex-to-Board
FPC Actuator Type	Stuffer

Configuration Features

Compatible With Wire & Cable Type	FFC, FPC
Number of Rows	1
PCB Mount Orientation	Right Angle
Number of Positions	12

Electrical Characteristics

Operating Voltage	250 VAC
-------------------	---------

Body Features

Primary Product Color	Natural
-----------------------	---------

Contact Features

Contact Current Rating (Max)	.5 A
Contact Shape & Form	Single Beam
PCB Contact Termination Area Plating Material Thickness	.025 μm[100 μin]
Contact Layout	Inline



Contact Base Material	Phosphor Bronze
PCB Contact Termination Area Plating Material	Gold
Contact Type	Socket
Contact Mating Area Plating Material Thickness	.025 μm[100 μin]
Contact Mating Location	Bottom
Contact Mating Area Plating Material	Gold Flash

Termination Features

Termination Method to PCB	Surface Mount
---------------------------	---------------

Mechanical Attachment

Connector Mounting Type	Board Mount
Mating Alignment	With
PCB Mount Retention	With
PCB Mount Alignment	Without
Mating Retention Type	Zero Insertion Force (ZIF)

Housing Features

Housing Material	LCP
Centerline (Pitch)	.5 mm[.02 in]

Dimensions

Connector Width	5.1 mm[.2 in]
Accepts Flex Cable Thickness	.3 mm[.012 in]
Connector Height	2.05 mm[.08 in]
Connector Length	11.43 mm[.45 in]

Usage Conditions

Operating Temperature Range	-40 – 85 °C[-40 – 185 °F]
-----------------------------	---------------------------

Operation/Application

Circuit Application	Signal
---------------------	--------

Identification Marking

Circuit Identification Feature	Without
--------------------------------	---------

Packaging Features

Packaging Method	Tape
Packaging Quantity	2000



Product Compliance


For compliance documentation, visit the product page on TE.com>

EU RoHS Directive 2011/65/EU	Compliant
EU ELV Directive 2000/53/EC	Compliant
China RoHS 2 Directive MIIT Order No 32, 2016	No Restricted Materials Above Threshold
EU REACH Regulation (EC) No. 1907/2006	Current ECHA Candidate List: JAN 2025 (247) Candidate List Declared Against: JUNE 2024 (241) Does not contain REACH SVHC
Halogen Content	Not Low Halogen - contains Br or Cl > 900 ppm.
Solder Process Capability	Reflow solder capable to 260°C


Product Compliance Disclaimer

This information is provided based on reasonable inquiry of our suppliers and represents our current actual knowledge based on the information they provided. This information is subject to change. The part numbers that TE has identified as EU RoHS compliant have a maximum concentration of 0.1% by weight in homogenous materials for lead, hexavalent chromium, mercury, PBB, PBDE, DBP, BBP, DEHP, DIBP, and 0.01% for cadmium, or qualify for an exemption to these limits as defined in the Annexes of Directive 2011/65/EU (RoHS2). Finished electrical and electronic equipment products will be CE marked as required by Directive 2011/65/EU. Components may not be CE marked. Additionally, the part numbers that TE has identified as EU ELV compliant have a maximum concentration of 0.1% by weight in homogenous materials for lead, hexavalent chromium, and mercury, and 0.01% for cadmium, or qualify for an exemption to these limits as defined in the Annexes of Directive 2000/53/EC (ELV). Regarding the REACH Regulation, the information TE provides on SVHC in articles for this part number is based on the latest European Chemicals Agency (ECHA) 'Guidance on requirements for substances in articles' posted at this URL: <https://echa.europa.eu/guidance-documents/guidance-on-reach>


Customers Also Bought




TE Part #2205301-1
FSN-22.5A-5V2



TE Part #181270-3
MOD 2 BUCHSE



TE Part #1-1393239-3
RT114024




TE Part #4-794630-0
10POS MICRO MNL ASSY,VRT,HDR



TE Part #172520-4
LOW PRO MINI AMP-IN HDR 4P




TE Part #5555980-1
MJ,R/A,4P/4C,TRAY PACK



TE Part #5177986-1
0.8FH,P05H.5,040,08/Sn,TR,SC



TE Part #640456-6
06P MTA100 HDR ASSY F/L SQ STR



TE Part #W2P-P004
WEDGE LOCK



TE Part #2-1734592-5
FPC CONN. 0.5MM PITCH B/C, 25P

Documents

Product Drawings

FPC CONN. 0.5MM PITCH B/C, 12P

English

CAD Files

3D PDF

3D

Customer View Model

ENG_CVM_CVM_1-1734592-2_C_c-1-1734592-2-c.2d_dxf.zip

English

Customer View Model

ENG_CVM_CVM_1-1734592-2_C_c-1-1734592-2-c.3d_igs.zip

English

Customer View Model

ENG_CVM_CVM_1-1734592-2_C_c-1-1734592-2-c.3d_stp.zip

English

By downloading the CAD file I accept and agree to the [Terms and Conditions](#) of use.

Datasheets & Catalog Pages

FPC Connector Family

English

1-1773959-7-FPC-Connectors-CN

English

Product Specifications

Product Specification

English

