




Connectors > PCB Connectors > Wire-to-Board Connectors > FFC, FPC & Ribbon Connectors > FPC Connectors



Centerline (Pitch): 1 mm [.039 in]
Mating Retention Type: Non ZIF
PCB Mount Orientation: Vertical
Termination Method to PCB: Surface Mount
Contact Mating Area Plating Material: Tin (Sn)

Features

Product Type Features

Connector & Contact Terminates To	Flexible Printed Circuit (FPC), Printed Circuit Board
Connector Product Type	Connector Assembly
Connector System	Flex-to-Board
PCB Connector Type	PCB Mount Receptacle

Configuration Features

Compatible With Wire & Cable Type	FFC, FPC
Number of Rows	1
PCB Mount Orientation	Vertical
Number of Positions	12

Electrical Characteristics

Operating Voltage	125 VAC
-------------------	---------

Body Features

Primary Product Color	Natural
-----------------------	---------

Contact Features

PCB Contact Termination Area Plating Material Finish	Matte
Contact Mating Area Plating Material Thickness	1 μm[39.37 μin]
Contact Current Rating (Max)	1 A
PCB Contact Termination Area Plating Material Thickness	1 μm[39.37 μin]



Contact Shape & Form	Single Beam
Contact Layout	Staggered Type A
Contact Base Material	Phosphor Bronze
PCB Contact Termination Area Plating Material	Tin
Contact Type	Socket
Contact Mating Area Plating Material Finish	Matte
Contact Mating Area Plating Material	Tin (Sn)

Termination Features

Termination Method to PCB	Surface Mount
---------------------------	---------------

Mechanical Attachment

Connector Mounting Type	Board Mount
PCB Mount Retention	Without
Mating Alignment	With
PCB Mount Alignment	Without
Mating Retention Type	Non ZIF

Housing Features

Housing Material	Nylon GF
Centerline (Pitch)	1 mm [.039 in]

Dimensions

Accepts Flex Cable Thickness	.3 mm [.012 in]
Connector Width	4 mm [.157 in]
Connector Height	5.6 mm [.22 in]
Connector Length	14 mm [.551 in]

Usage Conditions

Operating Temperature Range	-20 – 85 °C [-4 – 185 °F]
-----------------------------	---------------------------

Operation/Application

Circuit Application	Signal
---------------------	--------

Identification Marking

Circuit Identification Feature	With
--------------------------------	------

Packaging Features

Packaging Quantity	800
Packaging Method	Tape & Reel



Product Compliance

For compliance documentation, visit the product page on TE.com>

EU RoHS Directive 2011/65/EU	Compliant
EU ELV Directive 2000/53/EC	Compliant
China RoHS 2 Directive MIIT Order No 32, 2016	No Restricted Materials Above Threshold
EU REACH Regulation (EC) No. 1907/2006	Current ECHA Candidate List: JAN 2025 (247) Candidate List Declared Against: JAN 2025 (247) Does not contain REACH SVHC
Halogen Content	Not Low Halogen - contains Br or Cl > 900 ppm.
Solder Process Capability	Reflow solder capable to 245°C

Product Compliance Disclaimer

This information is provided based on reasonable inquiry of our suppliers and represents our current actual knowledge based on the information they provided. This information is subject to change. The part numbers that TE has identified as EU RoHS compliant have a maximum concentration of 0.1% by weight in homogenous materials for lead, hexavalent chromium, mercury, PBB, PBDE, DBP, BBP, DEHP, DIBP, and 0.01% for cadmium, or qualify for an exemption to these limits as defined in the Annexes of Directive 2011/65/EU (RoHS2). Finished electrical and electronic equipment products will be CE marked as required by Directive 2011/65/EU. Components may not be CE marked. Additionally, the part numbers that TE has identified as EU ELV compliant have a maximum concentration of 0.1% by weight in homogenous materials for lead, hexavalent chromium, and mercury, and 0.01% for cadmium, or qualify for an exemption to these limits as defined in the Annexes of Directive 2000/53/EC (ELV). Regarding the REACH Regulation, the information TE provides on SVHC in articles for this part number is based on the latest European Chemicals Agency (ECHA) 'Guidance on requirements for substances in articles' posted at this URL: <https://echa.europa.eu/guidance-documents/guidance-on-reach>

Compatible Parts




TE Part # 1-84982-2


1MM FFC SMT V ASSY 12P EMBOSS

Customers Also Bought







TE Part #1470224-3
HPI 2.5MM EMIX A'SSY V/T 3P




TE Part #5-1375582-5
06 MTE VERTICAL SMT HDR 15 AU




TE Part #9-1879377-8
CRGH0805 5% 10K 0.33W




TE Part #1375583-4
05 MTE VERTICAL SMT HDR 30 AU




TE Part #5-1375583-1
02 MTE VERTICAL SMT HDR 30 AU




TE Part #1735042-5
1MM FFC SMT V ASSY 5P EMBOSS




TE Part #1-1614884-7
CPF 0805 10R 0.1% 25PPM 1K RL



TE Part #5-1375583-6
07 MTE VERTICAL SMT HDR 30 AU



TE Part #9-1879512-1
CRGH0805 1% 39R 0.33W



TE Part #5-1375583-2
03 MTE VERTICAL SMT HDR 30 AU

Documents

Product Drawings
1MM FFC SMT V ASSY 12P EMBOSS
English

CAD Files
3D PDF
3D
Customer View Model
ENG_CVM_CVM_1-1735042-2_M.2d_dxf.zip
English
Customer View Model
ENG_CVM_CVM_1-1735042-2_M.3d_igs.zip
English
Customer View Model
ENG_CVM_CVM_1-1735042-2_M.3d_stp.zip
English

By downloading the CAD file I accept and agree to the [Terms and Conditions](#) of use.

Datasheets & Catalog Pages



1-1773959-7-FPC-Connectors-CN

English

Product Specifications

Product Specification

English