



Connectors > PCB Connectors > PCB Headers & Receptacles > Header Assembly: Wire-to-Board, 3A, Gold or Tin Plated



PCB Connector Type: **PCB Mount Header**

PCB Mount Orientation: **Horizontal**

Connector System: **Wire-to-Board**

Number of Positions: **28**

Number of Rows: **2**

[All Header Assembly: Wire-to-Board, 3A, Gold or Tin Plated \(53\)](#)

Features

Product Type Features

PCB Connector Type	PCB Mount Header
Connector System	Wire-to-Board
Header Type	Fully Shrouded
Sealable	No
Connector & Contact Terminates To	Printed Circuit Board
Connector Product Type	Connector Assembly

Configuration Features

PCB Mount Orientation	Horizontal
Number of Positions	28
Number of Rows	2

Body Features

Primary Product Color	Black
-----------------------	-------

Contact Features

PCB Contact Termination Area Plating Material Thickness	2 μm[78.74 μin]
Contact Underplating Material	Nickel
Contact Base Material	Copper Alloy



Contact Underplating Material Thickness	1.27 µm[50 µin]
PCB Contact Termination Area Plating Material	Tin
Contact Mating Area Plating Material Thickness	.381 µm[15 µin]
Contact Mating Area Plating Material	Gold (Au)
Contact Type	Pin
Contact Current Rating (Max)	3 A

Termination Features

Termination Method to PCB	Through Hole - Solder
---------------------------	-----------------------

Mechanical Attachment

Mating Retention	With
PCB Mount Retention Type	Retention Leg
Mating Alignment Type	Keyed
PCB Mount Retention	With
PCB Mount Alignment	Without
Connector Mounting Type	Board Mount
Mating Alignment	With

Housing Features

Housing Material	Polyester GF
Centerline (Pitch)	2 mm[.079 in]

Usage Conditions

Operating Temperature (Max)	105 °C[221 °F]
Operating Temperature Range	-55 – 105 °C[-67 – 221 °F]

Operation/Application

Circuit Application	Power & Signal
---------------------	----------------

Industry Standards

UL Flammability Rating	UL 94V-0
------------------------	----------

Packaging Features

Packaging Quantity	15
Packaging Method	Box, Tube

Product Compliance

For compliance documentation, visit the product page on [TE.com](#)>



EU RoHS Directive 2011/65/EU	Compliant
EU ELV Directive 2000/53/EC	Compliant
China RoHS 2 Directive MIIT Order No 32, 2016	No Restricted Materials Above Threshold
EU REACH Regulation (EC) No. 1907/2006	Current ECHA Candidate List: JAN 2025 (247) Candidate List Declared Against: JAN 2025 (247) Does not contain REACH SVHC
Halogen Content	Not Low Halogen - contains Br or Cl > 900 ppm.
Solder Process Capability	Wave solder capable to 265°C

Product Compliance Disclaimer

This information is provided based on reasonable inquiry of our suppliers and represents our current actual knowledge based on the information they provided. This information is subject to change. The part numbers that TE has identified as EU RoHS compliant have a maximum concentration of 0.1% by weight in homogenous materials for lead, hexavalent chromium, mercury, PBB, PBDE, DBP, BBP, DEHP, DIBP, and 0.01% for cadmium, or qualify for an exemption to these limits as defined in the Annexes of Directive 2011/65/EU (RoHS2). Finished electrical and electronic equipment products will be CE marked as required by Directive 2011/65/EU. Components may not be CE marked. Additionally, the part numbers that TE has identified as EU ELV compliant have a maximum concentration of 0.1% by weight in homogenous materials for lead, hexavalent chromium, and mercury, and 0.01% for cadmium, or qualify for an exemption to these limits as defined in the Annexes of Directive 2000/53/EC (ELV). Regarding the REACH Regulation, the information TE provides on SVHC in articles for this part number is based on the latest European Chemicals Agency (ECHA) 'Guidance on requirements for substances in articles' posted at this URL: <https://echa.europa.eu/guidance-documents/guidance-on-reach>

Compatible Parts

TE Part # CAT-D9934-A15A  
Receptacle and Tab Housing: 2.0 mm pitch, 125V

Also in the Series | Dynamic 1000 Series

Connector Contacts(40)

Connector Hardware(3)

Insertion & Extraction Tools(2)


PCB Headers & Receptacles(169)



Power Contacts(9)




Rectangular Power Connectors(115)



Wire-to-Board Headers & Receptacles (169)

Customers Also Bought




TE Part #2-1801696-1  
TAB 2.3X0.64 NS WITH MULTISPRING PLTD



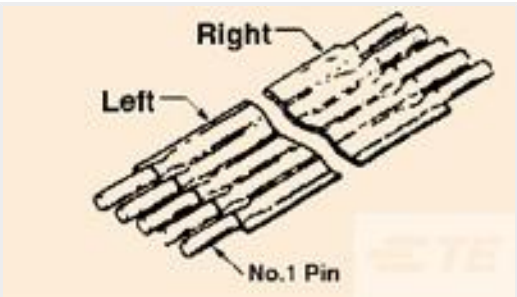
TE Part #CAT-D9934-A15E  
Header Assembly: Wire-to-Board, 3A, Gold or Tin Plated



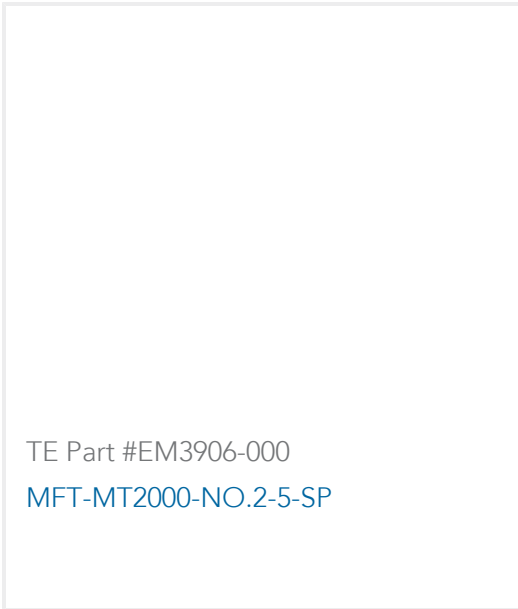
TE Part #CAT-D9934-A15F  
Header Assembly: Wire-to-Board, 5A, gold or tin plated



TE Part #1735482-2  
0.8FH,R17H.5,060,08/Sn,TR,SC



TE Part #9-1447182-8  
FSN-11.5A-25=JUMPER NOMEM



TE Part #EM3906-000  
MFT-MT2000-NO.2-5-SP

Documents

Product Drawings

DYNAMIC 1100D HDR ASSY H 28P XBLACK GOLD

Japanese

CAD Files

Customer View Model

ENG\_CVM\_CVM\_1-1939638-4\_D.2d\_dxf.zip

English

3D PDF

3D

Customer View Model

ENG\_CVM\_CVM\_1-1939638-4\_D.3d\_igs.zip

English

Customer View Model

ENG\_CVM\_CVM\_1-1939638-4\_D.3d\_stp.zip

English

By downloading the CAD file I accept and agree to the Terms and Conditions of use.



---

Product Specifications

Application Specification

English

---

Agency Approvals

UL

English