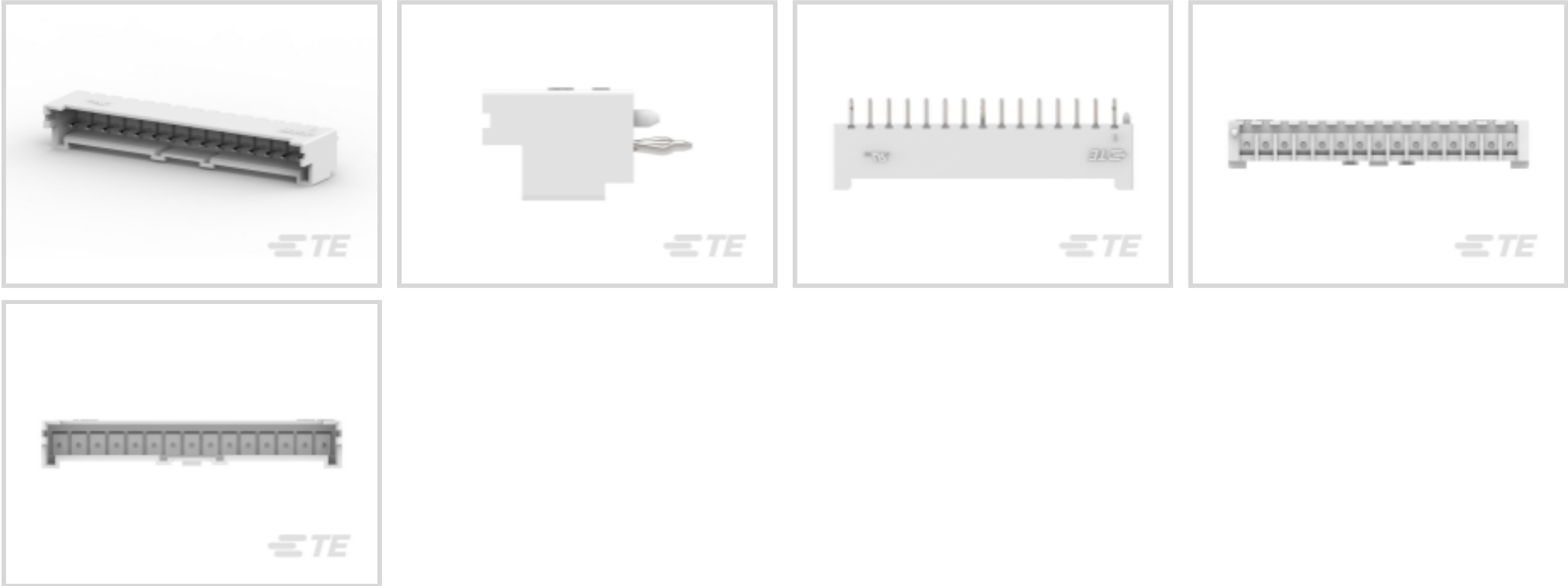




Connectors > PCB Connectors > PCB Headers & Receptacles



PCB Connector Type: **PCB Mount Header**

PCB Mount Orientation: **Vertical**

Connector System: **Wire-to-Board**

Number of Positions: **15**

Number of Rows: **1**

Features

Product Type Features

PCB Connector Type	PCB Mount Header
Connector System	Wire-to-Board
Header Type	Fully Shrouded
Sealable	No
Connector & Contact Terminates To	Printed Circuit Board
Connector Product Type	Connector Assembly

Configuration Features

PCB Mount Orientation	Vertical
Number of Positions	15
Number of Rows	1

Body Features

Primary Product Color	Natural
-----------------------	---------

Contact Features

Mating Pin Diameter	.6 mm[.024 in]
---------------------	----------------



Contact Mating Area Plating Material Thickness	2 – 5 µm[80 – 200 µin]
Contact Mating Area Plating Material Finish	Bright
Contact Mating Area Plating Material	Tin (Sn)
Contact Type	Pin
Contact Current Rating (Max)	4.2 A

Termination Features

Termination Post & Tail Diameter	.6 mm[.024 in]
Termination Method to PCB	Through Hole - Solder

Mechanical Attachment

Mating Retention	With
Mating Alignment Type	Polarization
PCB Mount Retention	With
PCB Mount Alignment	With
Connector Mounting Type	Board Mount
Mating Alignment	With

Housing Features

Housing Material	PBT
Centerline (Pitch)	2.5 mm[.098 in]

Usage Conditions

Operating Temperature Range	-55 – 105 °C[-67 – 221 °F]
-----------------------------	----------------------------

Operation/Application

Circuit Application	Power & Signal
---------------------	----------------

Industry Standards

UL Flammability Rating	UL 94V-0
------------------------	----------

Packaging Features

Packaging Method	Bag, Box
------------------	----------

Product Compliance

For compliance documentation, visit the product page on TE.com>

EU RoHS Directive 2011/65/EU	Compliant
EU ELV Directive 2000/53/EC	Compliant
China RoHS 2 Directive MIIT Order No 32, 2016	No Restricted Materials Above Threshold











EU REACH Regulation (EC) No. 1907/2006	Current ECHA Candidate List: JAN 2025 (247) Candidate List Declared Against: JAN 2025 (247) Does not contain REACH SVHC
Halogen Content	Not Low Halogen - contains Br or Cl > 900 ppm.
Solder Process Capability	Not reviewed for solder process capability

Product Compliance Disclaimer

This information is provided based on reasonable inquiry of our suppliers and represents our current actual knowledge based on the information they provided. This information is subject to change. The part numbers that TE has identified as EU RoHS compliant have a maximum concentration of 0.1% by weight in homogenous materials for lead, hexavalent chromium, mercury, PBB, PBDE, DBP, BBP, DEHP, DIBP, and 0.01% for cadmium, or qualify for an exemption to these limits as defined in the Annexes of Directive 2011/65/EU (RoHS2). Finished electrical and electronic equipment products will be CE marked as required by Directive 2011/65/EU. Components may not be CE marked. Additionally, the part numbers that TE has identified as EU ELV compliant have a maximum concentration of 0.1% by weight in homogenous materials for lead, hexavalent chromium, and mercury, and 0.01% for cadmium, or qualify for an exemption to these limits as defined in the Annexes of Directive 2000/53/EC (ELV). Regarding the REACH Regulation, the information TE provides on SVHC in articles for this part number is based on the latest European Chemicals Agency (ECHA) ‘Guidance on requirements for substances in articles’ posted at this URL: <https://echa.europa.eu/guidance-documents/guidance-on-reach>

Compatible Parts

 TE Part # 1-1969730-6 EP2.5 SHROUDED HDR ASSY 16P VERTICAL	 TE Part # 2-1969730-0 EP2.5 SHROUDED HDR ASSY 20P VERTICAL	 TE Part # 1-1969730-2 EP2.5 SHROUDED HDR ASSY 12P VERTICAL	 TE Part # 1-1969730-9 EP2.5 SHROUDED HDR ASSY 19P VERTICAL
 TE Part # 1-1969730-3 EP2.5 SHROUDED HDR ASSY 13P VERTICAL	 TE Part # 1-2132415-5 EP2.5 Shrouded HDR ASSY 15P VERT w/oboss	 TE Part # 1-1969730-0 EP2.5 SHROUDED HDR ASSY 10P VERTICAL	 TE Part # 1-2132230-5 EP2.5 Shrouded HDR ASSY 15P VE



TE Part # 1969729-4
EP2.5 Shrouded HDR ASSY 4P VERT w /o boss



TE Part # 1-1969730-4
EP2.5 SHROUDED HDR ASSY 14P VERTICAL




TE Part # 1-1969730-7
EP2.5 SHROUDED HDR ASSY 17P VERTICAL



TE Part # 1-1969730-8
EP2.5 SHROUDED HDR ASSY 18P VERTICAL

Also in the Series | Economy Power 2.5



Connector Contacts(6)




Connector Hardware(49)



PCB Headers & Receptacles(533)



Rectangular Power Connectors(531)



Wire-to-Board Connector Assemblies & Housings(305)

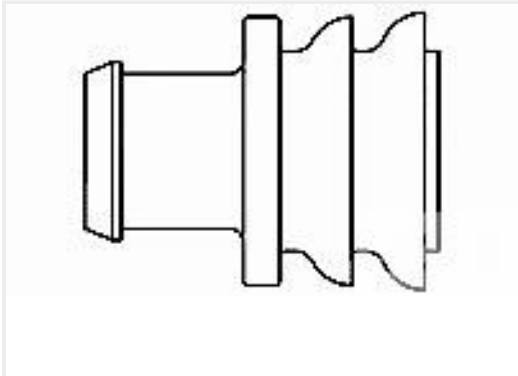


Wire-to-Board Headers & Receptacles (533)


Customers Also Bought



TE Part #CAT-AM71-CH8172
AMP SUPERSEAL 1.5MM, CONNECTOR HOUSING



TE Part #281934-2
SINGLE WIRE SEAL



TE Part #CAT-D48-ST273
DEUTSCH Solid Contacts



TE Part #DT04-2P
REC, 2P, GRY, N



TE Part #DT06-2S
PLG, 2P, GRY, N



TE Part #206070-8
CABLE CLAMP KIT #17



TE Part #CAT-D487-W416
Wedgelocks: DEUTSCH DT



Documents

Product Drawings

EP2.5 SHROUDED HDR ASSY 15P VERTICAL

English

CAD Files

3D PDF

3D

Customer View Model

ENG_CVM_CVM_1-1969730-5_A.2d_dxf.zip

English

Customer View Model

ENG_CVM_CVM_1-1969730-5_A.3d_igs.zip

English

Customer View Model

ENG_CVM_CVM_1-1969730-5_A.3d_stp.zip

English

By downloading the CAD file I accept and agree to the [Terms and Conditions](#) of use.

Product Specifications

Application Specification

English

Agency Approvals

VDE Certificate

English