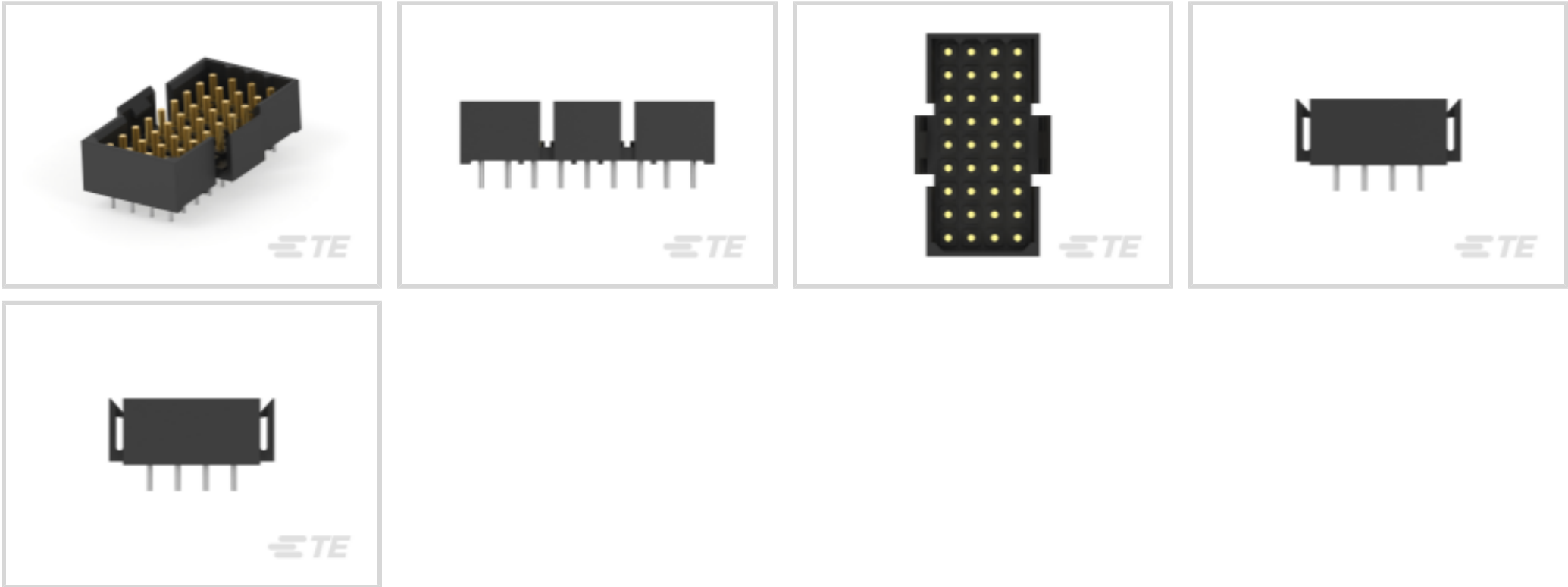




Connectors > PCB Connectors > PCB Headers & Receptacles



PCB Connector Type: **PCB Mount Header**

PCB Mount Orientation: **Vertical**

Connector System: **Wire-to-Board**

Number of Positions: **36**

Number of Rows: **9**

Features

Product Type Features

Connector Shape	Rectangular
PCB Connector Type	PCB Mount Header
Connector System	Wire-to-Board
Header Type	Fully Shrouded
Sealable	No
Connector & Contact Terminates To	Printed Circuit Board
Connector Product Type	Connector Assembly

Configuration Features

Number of Columns	4
Number of Loaded Positions	36
Connector Contact Load Condition	Fully Loaded
PCB Mount Orientation	Vertical
Number of Positions	36
Number of Rows	9



Electrical Characteristics

Operating Voltage	600 VDC
-------------------	---------

Body Features

Primary Product Color	Black
-----------------------	-------

Contact Features

Contact Underplating Material	Nickel
Mating Pin Diameter	1.75 mm[.069 in]
Contact Underplating Material Thickness	1.27 µm[50 µin]
PCB Contact Termination Area Plating Material Finish	Matte
Contact Mating Area Plating Material Thickness	.76 µm[29.92 µin]
PCB Contact Termination Area Plating Material Thickness	3.81 µm[150 µin]
Contact Shape & Form	Round
Contact Layout	Matrix
Contact Base Material	Brass
PCB Contact Termination Area Plating Material	Tin
Contact Mating Area Plating Material Finish	Bright
Contact Mating Area Plating Material	Gold (Au)
Contact Type	Pin
Contact Current Rating (Max)	7.5 A

Termination Features

	.013 in
Termination Post & Tail Diameter	.99 mm[.039 in]
Termination Post & Tail Length	4.6 mm[.181 in]
Termination Method to PCB	Through Hole - Solder

Mechanical Attachment

Mating Retention	With
Mating Alignment Type	Polarization
PCB Mount Retention Type	Screw Mount
PCB Mount Retention	With
PCB Mount Alignment	Without
Connector Mounting Type	Board Mount
Mating Alignment	With



Housing Features

Housing Material	PA 66
Centerline (Pitch)	5 mm[.197 in]

Dimensions

Row-to-Row Spacing	5 mm[.197 in]
Connector Width	24.41 mm[.961 in]
Connector Height	11.79 mm[.464 in]
Connector Length	48.01 mm[1.89 in]

Usage Conditions

Operating Temperature Range	-55 – 130 °C[-67 – 266 °F]
-----------------------------	----------------------------

Operation/Application

Circuit Application	Power & Signal
---------------------	----------------

Industry Standards

Compatible With Agency/Standards Products	CSA, UL, VDE
UL Flammability Rating	UL 94V-0

Packaging Features

Packaging Quantity	28
Packaging Method	Tray

Product Compliance

For compliance documentation, visit the product page on TE.com>

EU RoHS Directive 2011/65/EU	Compliant
EU ELV Directive 2000/53/EC	Compliant
China RoHS 2 Directive MIIT Order No 32, 2016	No Restricted Materials Above Threshold
EU REACH Regulation (EC) No. 1907/2006	Current ECHA Candidate List: JAN 2025 (247) Candidate List Declared Against: JAN 2025 (247) Does not contain REACH SVHC
Halogen Content	Not Low Halogen - contains Br or Cl > 900 ppm.
Solder Process Capability	Not reviewed for solder process capability

Product Compliance Disclaimer



This information is provided based on reasonable inquiry of our suppliers and represents our current actual knowledge based on the information they provided. This information is subject to change. The part numbers that TE has identified as EU RoHS compliant have a maximum concentration of 0.1% by weight in homogenous materials for lead, hexavalent chromium, mercury, PBB, PBDE, DBP, BBP, DEHP, DIBP, and 0.01% for cadmium, or qualify for an exemption to these limits as defined in the Annexes of Directive 2011/65/EU (RoHS2). Finished electrical and electronic equipment products will be CE marked as required by Directive 2011/65/EU. Components may not be CE marked. Additionally, the part numbers that TE has identified as EU ELV compliant have a maximum concentration of 0.1% by weight in homogenous materials for lead, hexavalent chromium, and mercury, and 0.01% for cadmium, or qualify for an exemption to these limits as defined in the Annexes of Directive 2000/53/EC (ELV). Regarding the REACH Regulation, the information TE provides on SVHC in articles for this part number is based on the latest European Chemicals Agency (ECHA) 'Guidance on requirements for substances in articles' posted at this URL: <https://echa.europa.eu/guidance-documents/guidance-on-reach>

Compatible Parts



TE Part # 207019-1
METRIMATE PLUG,36 POS

Customers Also Bought



TE Part #5177986-8
0.8FH,P05H.5,160,08/Sn,TR,SC



TE Part #104693-4
40 50/50 HDR DRST SFMNT .390



TE Part #927766-1
JPT REC 2.8 Contact SWS Sn



TE Part #394847-E
M12 METAL SHELL, FEMALE, VERT, 13MM, C6A



TE Part #1-1879256-3
RP 2B 124R 0.1% 15PPM CUT LENGTH




TE Part #1-968879-1
MT2/JPT70P BUGH KPL



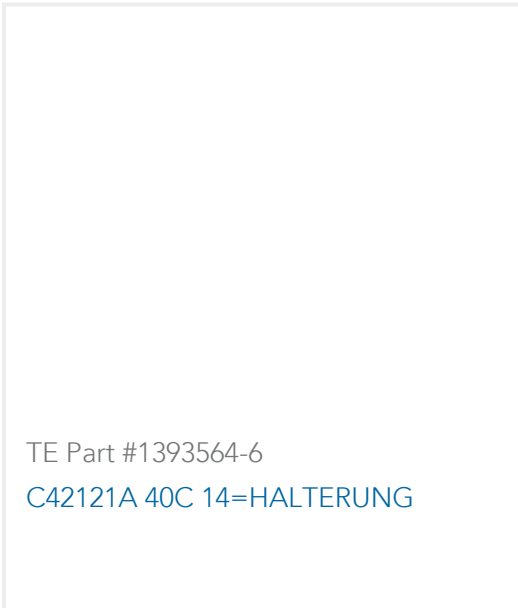
TE Part #1-207444-1
METRIMATE PIN HDR ASY,18P LF



TE Part #1-207441-0
METRIMATE PIN HDR ASY,9P LF



TE Part #281695-4
[HEADER HE14 STRAIGHT 4 P](#)



TE Part #1393564-6
[C42121A 40C 14=HALTERUNG](#)

Documents

CAD Files

Customer View Model

[ENG_CVM_1-207121-0_Y1.3d_igs.zip](#)

English

Customer View Model

[ENG_CVM_1-207121-0_Y1.3d_stp.zip](#)

English

Customer View Model

[ENG_CVM_1-207121-0_Y1.2d_dxf.zip](#)

English

3D PDF

English

3D PDF

3D

Customer View Model

[ENG_CVM_CVM_1-207121-0_AC.2d_dxf.zip](#)

English

Customer View Model

[ENG_CVM_CVM_1-207121-0_AC.3d_igs.zip](#)

English

Customer View Model

[ENG_CVM_CVM_1-207121-0_AC.3d_stp.zip](#)

English

By downloading the CAD file I accept and agree to the [Terms and Conditions](#) of use.

Datasheets & Catalog Pages

[METRIMATE_PIN_SOCKET_CATALOG](#)

English

Product Specifications

[Product Specification](#)

English

Agency Approvals

[CSA Certificate](#)

English

