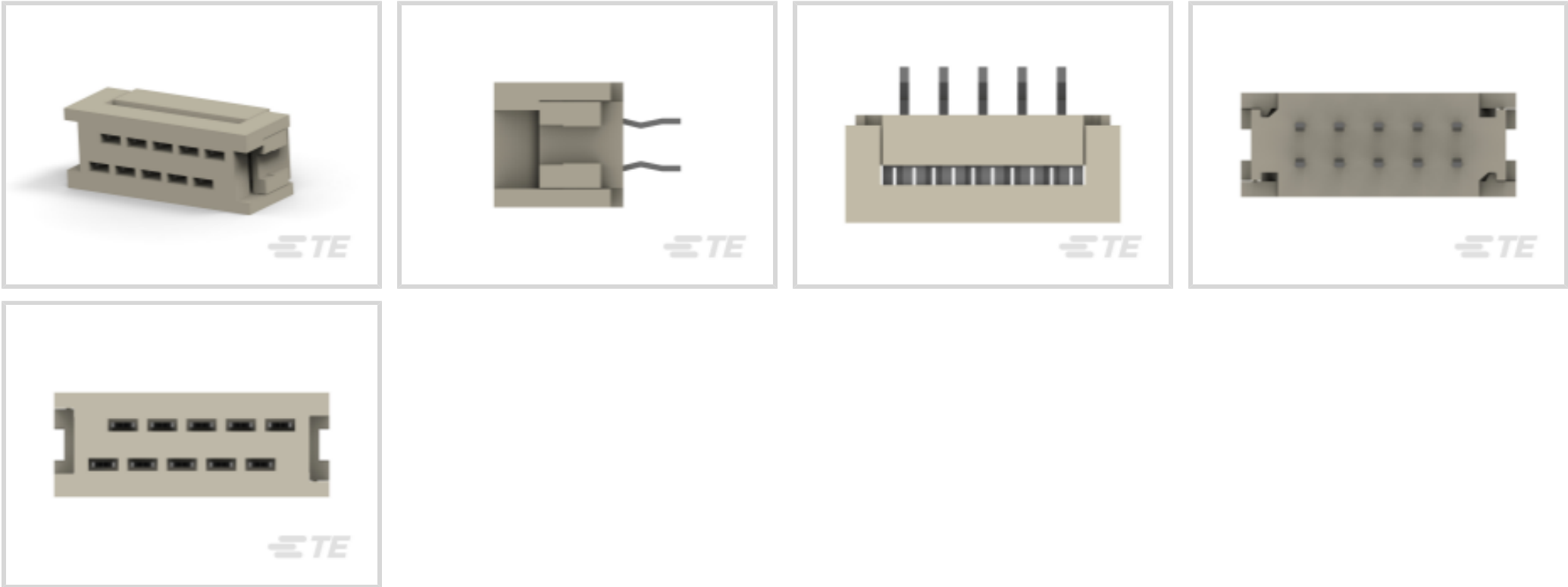




Connectors > PCB Connectors > Wire-to-Board Connectors > FFC, FPC & Ribbon Connectors > Ribbon Cable Connectors



Connector System: **Wire-to-Board**
Number of Positions: **10**
Centerline (Pitch): **2.54 mm [.1 in]**
PCB Mount Retention: **With**
PCB Mount Retention Type: **Boardlock**

Features

Product Type Features

Ribbon Cable Connector Header Type	Shrouded
Connector Product Type	Connector Assembly
Connector System	Wire-to-Board
Connector & Housing Type	Plug
Connector & Contact Terminates To	Printed Circuit Board, Wire & Cable

Configuration Features

Number of Positions	10
PCB Mount Orientation	Vertical
Number of Rows	2

Body Features

Primary Product Color	Gray
-----------------------	------

Contact Features

PCB Contact Termination Area Plating Material Thickness	3 – 5.1 μm[118.11 – 200.79 μin]
Contact Mating Area Plating Material	Tin (Sn)



Wire Contact Termination Area Plating Thickness	3 – 5.1 μm [118.11 – 200.79 μin]
PCB Contact Termination Area Plating Material	Tin
Wire Contact Termination Area Plating Material	Tin
Contact Current Rating (Max)	1 A

Termination Features

Rectangular Termination Post & Tail Width	.5 mm[.02 in]
Rectangular Termination Post & Tail Thickness	.32 mm[.013 in]
Termination Method to Wire & Cable	Insulation Displacement (IDC)
Termination Method to PCB	Through Hole - Solder

Mechanical Attachment

PCB Mount Retention	With
PCB Mount Retention Type	Boardlock
Mating Retention	Without
Connector Mounting Type	Board Mount

Housing Features

Centerline (Pitch)	2.54 mm[.1 in]
--------------------	----------------

Dimensions

Row-to-Row Spacing	2.54 mm[.1 in]
--------------------	----------------

Usage Conditions

Operating Temperature Range	-65 – 105 $^{\circ}\text{C}$ [-85 – 221 $^{\circ}\text{F}$]
-----------------------------	--

Operation/Application

Circuit Application	Signal
---------------------	--------

Product Compliance

For compliance documentation, visit the product page on TE.com>

EU RoHS Directive 2011/65/EU	Compliant
EU ELV Directive 2000/53/EC	Compliant
China RoHS 2 Directive MIIT Order No 32, 2016	No Restricted Materials Above Threshold
EU REACH Regulation (EC) No. 1907/2006	Current ECHA Candidate List: JAN 2025 (247) Candidate List Declared Against: JAN 2025 (247) Does not contain REACH SVHC



Halogen Content	Not Low Halogen - contains Br or Cl > 900 ppm.
-----------------	--

Solder Process Capability	Wave solder capable to 265°C
---------------------------	------------------------------

Product Compliance Disclaimer

This information is provided based on reasonable inquiry of our suppliers and represents our current actual knowledge based on the information they provided. This information is subject to change. The part numbers that TE has identified as EU RoHS compliant have a maximum concentration of 0.1% by weight in homogenous materials for lead, hexavalent chromium, mercury, PBB, PBDE, DBP, BBP, DEHP, DIBP, and 0.01% for cadmium, or qualify for an exemption to these limits as defined in the Annexes of Directive 2011/65/EU (RoHS2). Finished electrical and electronic equipment products will be CE marked as required by Directive 2011/65/EU. Components may not be CE marked. Additionally, the part numbers that TE has identified as EU ELV compliant have a maximum concentration of 0.1% by weight in homogenous materials for lead, hexavalent chromium, and mercury, and 0.01% for cadmium, or qualify for an exemption to these limits as defined in the Annexes of Directive 2000/53/EC (ELV). Regarding the REACH Regulation, the information TE provides on SVHC in articles for this part number is based on the latest European Chemicals Agency (ECHA) 'Guidance on requirements for substances in articles' posted at this URL: <https://echa.europa.eu/guidance-documents/guidance-on-reach>

Compatible Parts



TE Part # 1658525-6
[622-1053LF, PCB IDC, LEAD FREE](#)


Also in the Series | AMP-LATCH DIL-PLUG




[Ribbon Cable Connectors\(27\)](#)

Customers Also Bought





TE Part #284893-E
STVB/2 32 F AB VV 7-00 TL 4,0 * 137
E007



TE Part #2-2176379-4
RQ 0805 187R 0.1% 10PPM 5K RL



TE Part #3-106505-2
9P.HDP20 REC.ASSY.



TE Part #CAT-AM74-H3401B
HE13/HE14 TH Headers, DRST



TE Part #1622517-1
LR1 1% 560R



TE Part #1-1825002-3
ADF0804=DIP SWT,FLUSH,THRU/HL



TE Part #8-1393243-5
RT425024



TE Part #1825965-1
FSMH=3.5 X 6.0 X 5.0 TACT SWITCH,
HT



TE Part #8-2176392-4
RQ 1206 976K 0.1% 10PPM 5K RL

Documents

Product Drawings
AMP LATCH D/P ASSY

English

CAD Files
3D PDF

3D

Customer View Model
ENG_CVM_CVM_1-216791-0_B.2d_dxf.zip

English

Customer View Model
ENG_CVM_CVM_1-216791-0_B.3d_igs.zip

English

Customer View Model
ENG_CVM_CVM_1-216791-0_B.3d_stp.zip

English

By downloading the CAD file I accept and agree to the Terms and Conditions of use.

Product Specifications



Application of AMP-LATCH, Ribbon Cable Connectors

English

Application Specification

English

Agency Approvals

Agency Approval Document

English