



Connectors > Socket Connectors > IC Sockets > DIP Sockets > DIP Socket: Low Profile, Stamped & Formed, Open, Tin



Contact Fabrication: **Stamped & Formed**

Number of Positions: **20**

Connector Profile: **Low**

Row-to-Row Spacing: **7.62 mm [.3 in]**

Leg Style: **Through Hole**

[All DIP Socket: Low Profile, Stamped & Formed, Open, Tin \(6\)](#)

Features

Product Type Features

Connector & Contact Terminates To	Printed Circuit Board
Leg Style	Through Hole

Configuration Features

PCB Mount Orientation	Vertical
Number of Rows	2
Number of Positions	20

Electrical Characteristics

Contact Resistance	20 mΩ
Insulation Resistance	1000 MΩ

Body Features

Sleeve Plating Material	Tin/Lead
Frame Style	Ladder
Sleeve Material	Brass/Copper
Connector Profile	Low

Contact Features

Mating Contact Type	Dual Leaf
---------------------	-----------



Contact Base Material	Phosphor Bronze
IC Socket Type	DIP
PCB Contact Termination Area Plating Material	Tin
Contact Type	Pin
Contact Fabrication	Stamped & Formed
Contact Mating Area Plating Material	Tin (Sn)
	60 µin
Contact Current Rating (Max)	1 A

Termination Features

Termination Method to PCB	Through Hole - Solder
	3 in

Mechanical Attachment

Connector Mounting Type	Board Mount
Mating Alignment Type	Polarization
Mating Alignment	With

Housing Features

Housing Material	PBT GF30
Housing Color	Black
Centerline (Pitch)	2.54 mm[.1 in]

Dimensions

Product Length	2.54 mm[.1 in]
Profile Height from PCB	5.1 mm[.2 in]
Row-to-Row Spacing	7.62 mm[.3 in]

Usage Conditions

Operating Temperature Range	-40 – 105 °C[-40 – 221 °F]
-----------------------------	----------------------------

Operation/Application

Circuit Application	Signal
---------------------	--------

Industry Standards

UL Flammability Rating	UL 94V-0
------------------------	----------

Packaging Features

Tubes per Box	2
Packaging Method	Box & Tube, Tube



Packaging Quantity	24
--------------------	----

Other

Quantity per Tube	2400
-------------------	------

Product Compliance

For compliance documentation, visit the product page on TE.com>

EU RoHS Directive 2011/65/EU	Compliant
EU ELV Directive 2000/53/EC	Out of Scope
China RoHS 2 Directive MIIT Order No 32, 2016	No Restricted Materials Above Threshold
EU REACH Regulation (EC) No. 1907/2006	Current ECHA Candidate List: JAN 2025 (247) Candidate List Declared Against: JAN 2025 (247) Does not contain REACH SVHC
Halogen Content	Not Low Halogen - contains Br or Cl > 900 ppm.
Solder Process Capability	Wave solder capable to 240°C


Product Compliance Disclaimer

This information is provided based on reasonable inquiry of our suppliers and represents our current actual knowledge based on the information they provided. This information is subject to change. The part numbers that TE has identified as EU RoHS compliant have a maximum concentration of 0.1% by weight in homogenous materials for lead, hexavalent chromium, mercury, PBB, PBDE, DBP, BBP, DEHP, DIBP, and 0.01% for cadmium, or qualify for an exemption to these limits as defined in the Annexes of Directive 2011/65/EU (RoHS2). Finished electrical and electronic equipment products will be CE marked as required by Directive 2011/65/EU. Components may not be CE marked. Additionally, the part numbers that TE has identified as EU ELV compliant have a maximum concentration of 0.1% by weight in homogenous materials for lead, hexavalent chromium, and mercury, and 0.01% for cadmium, or qualify for an exemption to these limits as defined in the Annexes of Directive 2000/53/EC (ELV). Regarding the REACH Regulation, the information TE provides on SVHC in articles for this part number is based on the latest European Chemicals Agency (ECHA) 'Guidance on requirements for substances in articles' posted at this URL: <https://echa.europa.eu/guidance-documents/guidance-on-reach>


Customers Also Bought



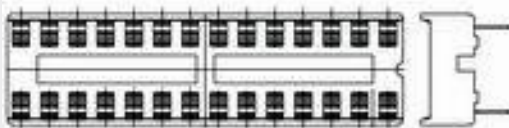
TE Part #CAT-D625-800072
DIP Socket: Standard, Stamped & Formed, Open, Tin



TE Part #1622820-7
3520 150K 5%



TE Part #9-1879350-8
RR01 5% 2K4 AMMO



TE Part #1-2199298-5
18P,DIP SKT,300 CL,LDR,PB FREE



TE Part #796739-2
2 POS PCB MT 9.52MM HI CRT TBK

TE Part #1-2199298-1
6P,DIP SKT,300 CL,LDR,PB FREE

TE Part #2-36157-2
N PIDG RING 16-14 6

TE Part #1-2199298-8
24P,DIP SKT,300 CL,LDR,PB FREE

TE Part #2-1393788-2
V23079A1008B301

Documents

Product Drawings

20P,DIP SKT,300 CL,LDR,PB FREE

English

CAD Files

3D PDF

3D

Customer View Model

ENG_CVM_CVM_1-2199298-6_A.2d_dxf.zip

English

Customer View Model

ENG_CVM_CVM_1-2199298-6_A.3d_igs.zip

English

Customer View Model

ENG_CVM_CVM_1-2199298-6_A.3d_stp.zip

English

By downloading the CAD file I accept and agree to the [Terms and Conditions](#) of use.

Datasheets & Catalog Pages

DIP Sockets Quick Reference Guide (EN)

English