



TE Internal #: 1-2273104-4  
M12 Pigtail Cable Assembly, 4 Position, 10 m, Sensor/Actuator, A  
Code, M12 Socket End A, Single Ended, Plastic  
[View on TE.com >](#)

Cable Assemblies > Copper Cable Assemblies > M8/M12 Cable Assemblies > M12 A-Code Female R/A LED Pigtail



Cable Assembly Type: **M12 Pigtail**  
Number of Positions: **4**  
Cable Assembly Length: **10 m**  
M8/M12 Application Type: **Sensor/Actuator**  
Connector & Keying Code: **A**

[All M12 A-Code Female R/A LED Pigtail \(16\)](#)

Features

Product Type Features

|                        |             |
|------------------------|-------------|
| Cable Assembly Type    | M12 Pigtail |
| Cable Assembly (End A) | M12 Socket  |

Configuration Features

|                      |   |
|----------------------|---|
| Configuration Number | A |
| Number of Positions  | 4 |

Electrical Characteristics

|                   |        |
|-------------------|--------|
| Operating Voltage | 24 VDC |
|-------------------|--------|

Body Features

|                         |                    |
|-------------------------|--------------------|
| Jacket Material         | PVC                |
| Connector Color (End A) | Black              |
| Cable Color             | Black              |
| Wire Color (Base)       | Brown, Blue, Black |
| Connector & Keying Code | A                  |

Contact Features

|                              |     |
|------------------------------|-----|
| Contact Current Rating (Max) | 4 A |
|------------------------------|-----|

Mechanical Attachment

|             |     |
|-------------|-----|
| Thread Size | M12 |
|-------------|-----|



Connector Orientation (End A)

Right Angle

Housing Features

|                  |         |
|------------------|---------|
| Housing Material | Plastic |
|------------------|---------|

Dimensions

|                        |                 |
|------------------------|-----------------|
| Outside Cable Diameter | 4.6 mm[.181 in] |
| Wire Size              | 22 AWG          |

Usage Conditions

|                             |                           |
|-----------------------------|---------------------------|
| Operating Temperature Range | -30 – 80 °C[-22 – 176 °F] |
|-----------------------------|---------------------------|

Operation/Application

|                         |                 |
|-------------------------|-----------------|
| Indicator Type          | LED             |
| M8/M12 Application Type | Sensor/Actuator |
| Shielded                | No              |

Packaging Features

|                    |     |
|--------------------|-----|
| Packaging Method   | Box |
| Packaging Quantity | 25  |

Other

|                              |              |
|------------------------------|--------------|
| Field Serviceable            | Yes          |
| Cable Assembly Length        | 10 m         |
| Cable Assembly Configuration | Single Ended |

Product Compliance

For compliance documentation, visit the product page on [TE.com](#)>

|   |   |
|---|---|
| EU RoHS Directive 2011/65/EU                  | Compliant   |
| EU ELV Directive 2000/53/EC                   | Compliant   |
| China RoHS 2 Directive MIIT Order No 32, 2016 | No Restricted Materials Above Threshold   |
| EU REACH Regulation (EC) No. 1907/2006        | Current ECHA Candidate List: JAN 2025 (247)<br>Candidate List Declared Against: JUL 2021 (219)<br>Does not contain REACH SVHC |
| Halogen Content                               | Not Low Halogen - contains Br or Cl > 900 ppm.  |
| Solder Process Capability                     | Not applicable for solder process capability  |



Product Compliance Disclaimer


This information is provided based on reasonable inquiry of our suppliers and represents our current actual knowledge based on the information they provided. This information is subject to change. The part numbers that TE has identified as EU RoHS compliant have a maximum concentration of 0.1% by weight in homogenous materials for lead, hexavalent chromium, mercury, PBB, PBDE, DBP, BBP, DEHP, DIBP, and 0.01% for cadmium, or qualify for an exemption to these limits as defined in the Annexes of Directive 2011/65/EU (RoHS2). Finished electrical and electronic equipment products will be CE marked as required by Directive 2011/65/EU. Components may not be CE marked. Additionally, the part numbers that TE has identified as EU ELV compliant have a maximum concentration of 0.1% by weight in homogenous materials for lead, hexavalent chromium, and mercury, and 0.01% for cadmium, or qualify for an exemption to these limits as defined in the Annexes of Directive 2000/53/EC (ELV). Regarding the REACH Regulation, the information TE provides on SVHC in articles for this part number is based on the latest European Chemicals Agency (ECHA) 'Guidance on requirements for substances in articles' posted at this URL: <https://echa.europa.eu/guidance-documents/guidance-on-reach>

Compatible Parts

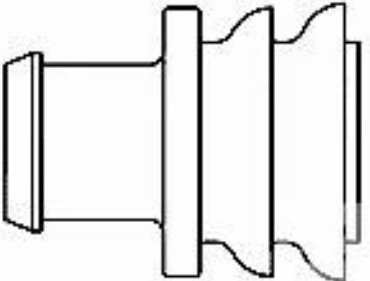


TE Part # T4151110004-007  
RPC-M12-MS-4CON-PVC-10.0


Customers Also Bought




TE Part #CAT-AM71-CH8172  
AMP SUPERSEAL 1.5MM,  
CONNECTOR HOUSING




TE Part #281934-2  
SINGLE WIRE SEAL




TE Part #CAT-D48-ST273  
DEUTSCH Solid Contacts




TE Part #DT04-2P  
REC, 2P, GRY, N



TE Part #DT06-2S  
PLG, 2P, GRY, N



TE Part #CAT-D487-W416  
Wedgelocks: DEUTSCH DT



TE Part #114017-ZZ  
SEALING PLUG, SIZE 12/16, WHT

Documents

Product Drawings  
M12 x 1.0 angled socket pigt SH 2 LED A  
English

CAD Files



3D PDF

3D

Customer View Model

ENG\_CVM\_CVM\_1-2273104-4\_A.2d\_dxf.zip

English

Customer View Model

ENG\_CVM\_CVM\_1-2273104-4\_A.3d\_igs.zip

English

Customer View Model

ENG\_CVM\_CVM\_1-2273104-4\_A.3d\_stp.zip

English

By downloading the CAD file I accept and agree to the [Terms and Conditions](#) of use.

Datasheets & Catalog Pages

M8 / M12 Connector System Catalog

English

M8 / M12 Connector System Catalog

Japanese

Product Specifications

Product Specification

English