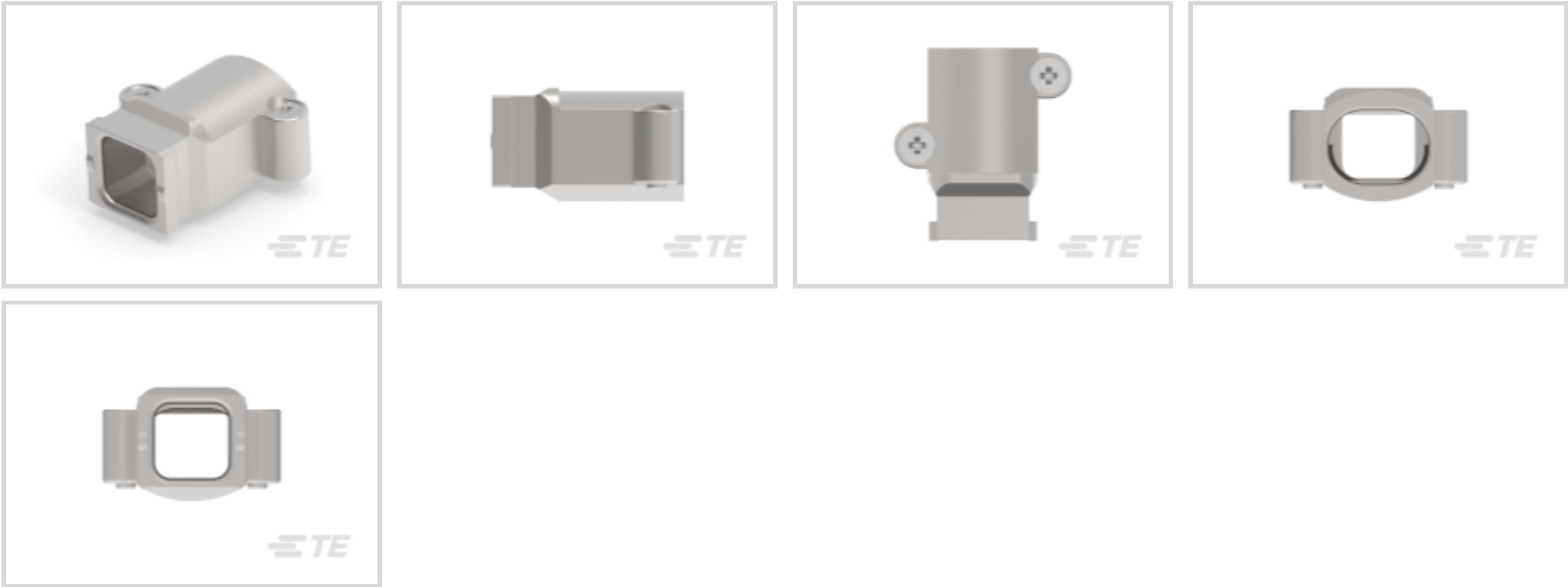




Connectors > Connector Accessories > Connector Strain Relief > Cable Clamp for Size 1-3 STD/1-4 QL Shell



Strain Relief Accessory Type: **Cable Clamp Kit**

Primary Product Material: **Zinc**

Compatible With Connector Shell Size: **1**

Shielded: **Yes**

Operating Temperature Range: **-40 – 90 °C [-40 – 194 °F]**

[All Cable Clamp for Size 1-3 STD/1-4 QL Shell \(8\)](#)

Features

Product Type Features

Strain Relief Accessory Type	Cable Clamp Kit
------------------------------	-----------------

Body Features

Cable Exit Angle	180°
Primary Product Material	Zinc

Housing Features

Compatible With Connector Shape	D-Shaped
Body Orientation	Straight

Usage Conditions

Operating Temperature Range	-40 – 90 °C[-40 – 194 °F]
-----------------------------	---------------------------

Operation/Application

Compatible With Connector Shell Size	1
Shielded	Yes



Product Compliance

For compliance documentation, visit the product page on TE.com>

EU RoHS Directive 2011/65/EU	Compliant with Exemptions
EU ELV Directive 2000/53/EC	Compliant
China RoHS 2 Directive MIIT Order No 32, 2016	Restricted Materials Above Threshold
EU REACH Regulation (EC) No. 1907/2006	Current ECHA Candidate List: JAN 2025 (247) Candidate List Declared Against: JAN 2025 (247) SVHC > Threshold: Pb (3.5% in Component Part) Article Safe Usage Statements: Do not eat, drink or smoke when using this product. Wash thoroughly after handling. Recycle if possible and dispose of the article by following all applicable governmental regulations relevant to your geographic location.
Halogen Content	Low Halogen - Br, Cl, F, I < 900 ppm per homogenous material. Also BFR/CFR/PVC Free
Solder Process Capability	Not reviewed for solder process capability

Product Compliance Disclaimer

This information is provided based on reasonable inquiry of our suppliers and represents our current actual knowledge based on the information they provided. This information is subject to change. The part numbers that TE has identified as EU RoHS compliant have a maximum concentration of 0.1% by weight in homogenous materials for lead, hexavalent chromium, mercury, PBB, PBDE, DBP, BBP, DEHP, DIBP, and 0.01% for cadmium, or qualify for an exemption to these limits as defined in the Annexes of Directive 2011/65/EU (RoHS2). Finished electrical and electronic equipment products will be CE marked as required by Directive 2011/65/EU. Components may not be CE marked. Additionally, the part numbers that TE has identified as EU ELV compliant have a maximum concentration of 0.1% by weight in homogenous materials for lead, hexavalent chromium, and mercury, and 0.01% for cadmium, or qualify for an exemption to these limits as defined in the Annexes of Directive 2000/53/EC (ELV). Regarding the REACH Regulation, the information TE provides on SVHC in articles for this part number is based on the latest European Chemicals Agency (ECHA) ‘Guidance on requirements for substances in articles’ posted at this URL: <https://echa.europa.eu/guidance-documents/guidance-on-reach>


Compatible Parts




Also in the Series | Rail D-Sub Backshells




Connector Contacts(5)




Connector Hardware(19)



D-Shaped Connectors(10)




D-Sub Backshells & Clamps(55)



Panel Mount D-Sub Connectors(10)

Customers Also Bought



TE Part #5-2176527-8
3503G 2B 2K15 1% 5K RL



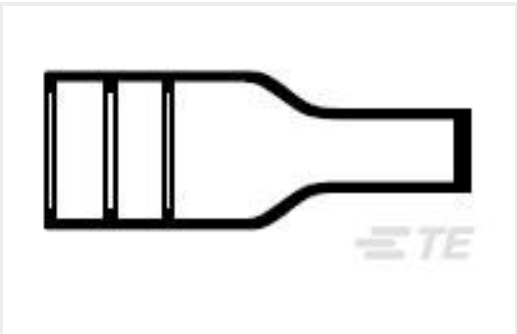
TE Part #1-2308321-1
FULL METAL HOODS SIZE 2, (1)



TE Part #1-2308319-1
FULL METAL HOODS SIZE 1 (1)



TE Part #1-2308327-1
FULL METAL HOODS SIZE 3 (1)



TE Part #809138-000
202D121-3-60/42-0



TE Part #1-2308273-2
QL-SET VARA W/STP MO FOR
COMBLOCK 440UNC



TE Part #1-2308272-7
CABLE CLAMP7 (CASE RAW)



TE Part #1-2308340-1
FULL METAL HOODS SIZE 1



TE Part #CAT-R131-C1121
Cable Clamp for Size 1-3 STD/1-4 QL
Shell

Documents



Product Drawings

CABLE CLAMP4 (CASE RAW)

English

CAD Files

3D PDF

3D

Customer View Model

ENG_CVM_CVM_1-2308272-4_A.2d_dxf.zip

English

Customer View Model

ENG_CVM_CVM_1-2308272-4_A.3d_igs.zip

English

Customer View Model

ENG_CVM_CVM_1-2308272-4_A.3d_stp.zip

English

By downloading the CAD file I accept and agree to the [Terms and Conditions](#) of use.

Datasheets & Catalog Pages

Rail D-Sub Backshells Flyer

English