



Connectors > Connector Accessories > Connector Strain Relief > Crimp Flange for Size 4-5 STD/5QL Shell



Strain Relief Accessory Type: **Crimp Flange**

Shielded: **Yes**

Thread Size: **None**

Operating Temperature Range: **-40 – 90 °C [-40 – 194 °F]**

[All Crimp Flange for Size 4-5 STD/5QL Shell \(17\)](#)

Features

Product Type Features

| | |
|------------------------------|--------------|
| Strain Relief Accessory Type | Crimp Flange |
|------------------------------|--------------|

Mechanical Attachment

| | |
|-------------|------|
| Thread Size | None |
|-------------|------|

Usage Conditions

| | |
|-----------------------------|---------------------------|
| Operating Temperature Range | -40 – 90 °C[-40 – 194 °F] |
|-----------------------------|---------------------------|

Operation/Application

| | |
|----------|-----|
| Shielded | Yes |
|----------|-----|

Product Compliance

[For compliance documentation, visit the product page on TE.com>](#)

| | |
|---|--------------------------------------|
| EU RoHS Directive 2011/65/EU | Compliant with Exemptions |
| EU ELV Directive 2000/53/EC | Not Yet Reviewed |
| China RoHS 2 Directive MIIT Order No 32, 2016 | Restricted Materials Above Threshold |
| EU REACH Regulation (EC) No. 1907/2006 | |



Current ECHA Candidate List: JAN 2025
(247)
Candidate List Declared Against: JAN 2025
(247)
SVHC > Threshold:
Pb (3.5% in Component Part)

Article Safe Usage Statements:
Do not eat, drink or smoke when using this product. Wash thoroughly after handling. Recycle if possible and dispose of the article by following all applicable governmental regulations relevant to your geographic location.

| | |
|---------------------------|---|
| Halogen Content | Low Halogen - Br, Cl, F, I < 900 ppm per homogenous material. Also BFR/CFR/PVC Free |
| Solder Process Capability | Not reviewed for solder process capability |

Product Compliance Disclaimer

This information is provided based on reasonable inquiry of our suppliers and represents our current actual knowledge based on the information they provided. This information is subject to change. The part numbers that TE has identified as EU RoHS compliant have a maximum concentration of 0.1% by weight in homogenous materials for lead, hexavalent chromium, mercury, PBB, PBDE, DBP, BBP, DEHP, DIBP, and 0.01% for cadmium, or qualify for an exemption to these limits as defined in the Annexes of Directive 2011/65/EU (RoHS2). Finished electrical and electronic equipment products will be CE marked as required by Directive 2011/65/EU. Components may not be CE marked. Additionally, the part numbers that TE has identified as EU ELV compliant have a maximum concentration of 0.1% by weight in homogenous materials for lead, hexavalent chromium, and mercury, and 0.01% for cadmium, or qualify for an exemption to these limits as defined in the Annexes of Directive 2000/53/EC (ELV). Regarding the REACH Regulation, the information TE provides on SVHC in articles for this part number is based on the latest European Chemicals Agency (ECHA) ‘Guidance on requirements for substances in articles’ posted at this URL: <https://echa.europa.eu/guidance-documents/guidance-on-reach>


Compatible Parts




TE Part # 1-2308350-9

CRIMP BARREL9


Also in the Series | Rail D-Sub Backshells




Connector Contacts(5)



Connector Hardware(19)



D-Shaped Connectors(10)



D-Sub Backshells & Clamps(55)



Panel Mount D-Sub Connectors(10)

Customers Also Bought



TE Part #1-2308342-1
FULL METAL HOODS SIZE 3



TE Part #36254
PIDG R 22-16COMM 22-18MIL .128



TE Part #1-2308272-1
CABLE CLAMPS (CASE RAW)



TE Part #1-2308350-3
CRIMP BARREL3



TE Part #1-1879027-6
YR1 0.1% 69R8



TE Part #1-2308330-1
FULL METAL HOODS SIZE 4 (1)




TE Part #7-1676915-0
YR1 0.1% 127R



TE Part #1-2308345-1
FULL METAL HOODS SIZE 4



TE Part #1-1103639-1
HE.16.BU.S.B 1-16



TE Part #015312160861-M
CDM-375-500-0861

Documents

Product Drawings

CRIMP FLANGE 9 LARGE

English

CAD Files

3D PDF

3D

Customer View Model

ENG_CVM_CVM_1-2308348-9_A.2d_dxf.zip



English

Customer View Model

[ENG_CVM_CVM_1-2308348-9_A.3d_igs.zip](#)

English

Customer View Model

[ENG_CVM_CVM_1-2308348-9_A.3d_stp.zip](#)

English

By downloading the CAD file I accept and agree to the [Terms and Conditions](#) of use.

Datasheets & Catalog Pages

[Rail D-Sub Backshells Flyer](#)

English