




TE Internal #: 1-2379284-5

PCB Mount Header, Right Angle, Wire-to-Board, 10 Position, 2 mm  
[.079 in] Centerline, Fully Shrouded, Pre-Tin, Through Hole - Solder,  
Power & Signal

[View on TE.com >](#)

Connectors > PCB Connectors > PCB Headers & Receptacles



PCB Connector Type: **PCB Mount Header**

PCB Mount Orientation: **Right Angle**

Connector System: **Wire-to-Board**

Number of Positions: **10**

Number of Rows: **2**

Features

Product Type Features

Connector Shape	Rectangular
PCB Connector Type	PCB Mount Header
Connector System	Wire-to-Board
Header Type	Fully Shrouded
Sealable	No
Connector & Contact Terminates To	Printed Circuit Board
Connector Product Type	Connector Assembly

Configuration Features

Number of Columns	5
Number of Loaded Positions	10
Connector Contact Load Condition	Fully Loaded
PCB Mount Orientation	Right Angle
Number of Positions	10
Number of Rows	2

Electrical Characteristics



Operating Voltage	125 VDC
-------------------	---------

Body Features

Connector & Keying Code	X
PCB Retention Feature Material	Copper Alloy
PCB Retention Feature Plating Material	Pre-Tin
Primary Product Color	Black

Contact Features

Mating Tab Width	.7 mm[.028 in]
Contact Shape & Form	Rectangular
Contact Layout	Matrix
Contact Mating Area Length	3.6 mm[.142 in]
Contact Base Material	Copper Alloy
Mating Tab Thickness	.5 mm[.02 in]
PCB Contact Termination Area Plating Material	Pre-Tin
Contact Mating Area Plating Material	Pre-Tin
Contact Type	Tab
Contact Current Rating (Max)	3.5 A

Termination Features

Rectangular Termination Post & Tail Width	.5 mm[.02 in]
Rectangular Termination Post & Tail Thickness	.46 mm[.018 in]
Termination Post & Tail Length	3.1 mm[.122 in]
Termination Method to PCB	Through Hole - Solder

Mechanical Attachment

Panel Mount Feature	Without
Mating Retention	Without
Mating Alignment Type	Keyed
PCB Mount Retention Type	Retention Leg
PCB Mount Retention	With
PCB Mount Alignment	Without
Connector Mounting Type	Board Mount
Mating Alignment	With

Housing Features



Mating Entry Location	Side
Housing Material	Thermoplastic Polyester GF
Centerline (Pitch)	2 mm[.079 in]

Dimensions

Row-to-Row Spacing	3.3 mm[.13 in]
Connector Width	15 mm[.591 in]
PCB Thickness (Recommended)	1 – 1.6 mm[.039 – .063 in]
Connector Height	11.8 mm[.465 in]
Connector Length	12.6 mm[.496 in]

Usage Conditions

Operating Temperature (Max)	105 °C[221 °F]
Operating Temperature Range	-55 – 105 °C[-67 – 221 °F]

Operation/Application

Circuit Application	Power & Signal
---------------------	----------------

Industry Standards

UL Flammability Rating	UL 94V-0
------------------------	----------

Packaging Features

Packaging Quantity	37
Packaging Method	Tube

Product Compliance

For compliance documentation, visit the product page on TE.com>

EU RoHS Directive 2011/65/EU	Compliant
EU ELV Directive 2000/53/EC	Compliant
China RoHS 2 Directive MIIT Order No 32, 2016	No Restricted Materials Above Threshold
EU REACH Regulation (EC) No. 1907/2006	Current ECHA Candidate List: JAN 2025 (247) Candidate List Declared Against: JAN 2025 (247) Does not contain REACH SVHC
Halogen Content	Not Low Halogen - contains Br or Cl > 900 ppm.
Solder Process Capability	Not reviewed for solder process capability



Product Compliance Disclaimer

This information is provided based on reasonable inquiry of our suppliers and represents our current actual knowledge based on the information they provided. This information is subject to change. The part numbers that TE has identified as EU RoHS compliant have a maximum concentration of 0.1% by weight in homogenous materials for lead, hexavalent chromium, mercury, PBB, PBDE, DBP, BBP, DEHP, DIBP, and 0.01% for cadmium, or qualify for an exemption to these limits as defined in the Annexes of Directive 2011/65/EU (RoHS2). Finished electrical and electronic equipment products will be CE marked as required by Directive 2011/65/EU. Components may not be CE marked. Additionally, the part numbers that TE has identified as EU ELV compliant have a maximum concentration of 0.1% by weight in homogenous materials for lead, hexavalent chromium, and mercury, and 0.01% for cadmium, or qualify for an exemption to these limits as defined in the Annexes of Directive 2000/53/EC (ELV). Regarding the REACH Regulation, the information TE provides on SVHC in articles for this part number is based on the latest European Chemicals Agency (ECHA) 'Guidance on requirements for substances in articles' posted at this URL: <https://echa.europa.eu/guidance-documents/guidance-on-reach>

Compatible Parts




TE Part # 1-1827862-5  
DYNAMIC 1100D REC HSG 10P X  
BLACK

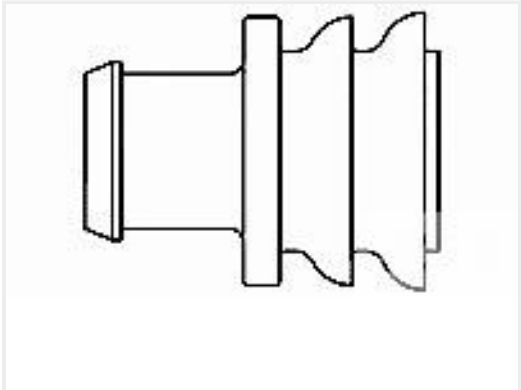


TE Part # 1-2333149-5  
DYNAMIC 1100D REC HSG 10P X  
BLACK 33%GF


Customers Also Bought




TE Part #CAT-AM71-CH8172  
AMP SUPERSEAL 1.5MM,  
CONNECTOR HOUSING




TE Part #281934-2  
SINGLE WIRE SEAL




TE Part #114017-ZZ  
SEALING PLUG, SIZE 12/16, WHT




TE Part #CAT-D48-ST273  
DEUTSCH Solid Contacts



TE Part #DT04-2P  
REC, 2P, GRY, N



TE Part #DT06-2S  
PLG, 2P, GRY, N



TE Part #CAT-D487-W416  
Wedgelocks: DEUTSCH DT

Documents

Product Drawings  
D1100 HDR ASSY H 10P XBLACK PRE-TIN

English

CAD Files



3D PDF

3D

Customer View Model

ENG\_CVM\_CVM\_1-2379284-5\_A.2d\_dxf.zip

English

Customer View Model

ENG\_CVM\_CVM\_1-2379284-5\_A.3d\_igs.zip

English

Customer View Model

ENG\_CVM\_CVM\_1-2379284-5\_A.3d\_stp.zip

English

By downloading the CAD file I accept and agree to the [Terms and Conditions](#) of use.

Product Specifications

Application Specification

English

Agency Approvals

UL

English