

1-292215-8 ✓ ACTIVE

AMP Mini CT

TE Internal #: 1-292215-8

Connector Assembly, Plug to Plug Relay Header, Wire-to-Panel, 18
Position, 1.5 mm [.059 in] Centerline, 1 Row, White, Signal, Panel
Mount, AMP Mini CT

[View on TE.com >](#)



Connectors > PCB Connectors > Wire-to-Board Connectors > Wire-to-Board Connector Assemblies & Housings



Connector Product Type: **Connector Assembly**

Connector & Housing Type: **Plug to Plug Relay Header**

Connector System: **Wire-to-Panel**

Number of Positions: **18**

Centerline (Pitch): **1.5 mm [.059 in]**

Features

Product Type Features

Connector Product Type	Connector Assembly
Connector & Housing Type	Plug to Plug Relay Header
Connector System	Wire-to-Panel
Sealable	No

Configuration Features

Number of Positions	18
Number of Rows	1

Electrical Characteristics

Operating Voltage	50 VDC
-------------------	--------

Body Features

Primary Product Color	White
-----------------------	-------

Contact Features

Contact Retention Within Housing	Without
----------------------------------	---------



Contact Base Material	Brass
-----------------------	-------

Contact Type	Pin
--------------	-----

Contact Current Rating (Max)	2 A
------------------------------	-----

Mechanical Attachment

Panel Mount Feature Type	Latches
--------------------------	---------

Strain Relief	Without
---------------	---------

Panel Mount Feature	With
---------------------	------

Mating Retention Type	Locking Latch
-----------------------	---------------

Mating Retention	With
------------------	------

Connector Mounting Type	Panel Mount
-------------------------	-------------

Housing Features

Housing Material	Nylon 66
------------------	----------

Centerline (Pitch)	1.5 mm [.059 in]
--------------------	------------------

Dimensions

Panel Thickness (Recommended)	.81 – 1.6 mm [.032 – .063 in]
-------------------------------	-------------------------------

Connector Height	11.8 mm [.464 in]
------------------	-------------------

Connector Length	35.1 mm [1.381 in]
------------------	--------------------

Usage Conditions

Operating Temperature Range	-30 – 105 °C [-22 – 221 °F]
-----------------------------	-----------------------------

Operation/Application

Circuit Application	Signal
---------------------	--------

Industry Standards

Compatible With Agency/Standards Products	CSA, UL
---	---------

UL Flammability Rating	UL 94V-0
------------------------	----------

Compatible With Approved Standards Products	UL
---	----

Packaging Features

Packaging Method	Bag & Box
------------------	-----------

Packaging Quantity	600
--------------------	-----

Product Compliance

[For compliance documentation, visit the product page on TE.com>](#)

EU RoHS Directive 2011/65/EU	Compliant
------------------------------	-----------



EU ELV Directive 2000/53/EC	Compliant
China RoHS 2 Directive MIIT Order No 32, 2016	No Restricted Materials Above Threshold
EU REACH Regulation (EC) No. 1907/2006	Current ECHA Candidate List: JAN 2025 (247) Candidate List Declared Against: JAN 2025 (247) Does not contain REACH SVHC
Halogen Content	Low Halogen - Br, Cl, F, I < 900 ppm per homogenous material. Also BFR/CFR/PVC Free
Solder Process Capability	Not applicable for solder process capability

Product Compliance Disclaimer

This information is provided based on reasonable inquiry of our suppliers and represents our current actual knowledge based on the information they provided. This information is subject to change. The part numbers that TE has identified as EU RoHS compliant have a maximum concentration of 0.1% by weight in homogenous materials for lead, hexavalent chromium, mercury, PBB, PBDE, DBP, BBP, DEHP, DIBP, and 0.01% for cadmium, or qualify for an exemption to these limits as defined in the Annexes of Directive 2011/65/EU (RoHS2). Finished electrical and electronic equipment products will be CE marked as required by Directive 2011/65/EU. Components may not be CE marked. Additionally, the part numbers that TE has identified as EU ELV compliant have a maximum concentration of 0.1% by weight in homogenous materials for lead, hexavalent chromium, and mercury, and 0.01% for cadmium, or qualify for an exemption to these limits as defined in the Annexes of Directive 2000/53/EC (ELV). Regarding the REACH Regulation, the information TE provides on SVHC in articles for this part number is based on the latest European Chemicals Agency (ECHA) 'Guidance on requirements for substances in articles' posted at this URL: <https://echa.europa.eu/guidance-documents/guidance-on-reach>


Compatible Parts




Also in the Series | [AMP Mini CT](#)




Connector Contacts(4)



Connector Hardware(10)




PCB Headers & Receptacles(332)




Rectangular Connector Housings(38)




Rectangular Power Connectors(38)



Standard Rectangular Connectors(38)



Wire-to-Board Connector Assemblies & Housings(134)



Wire-to-Board Headers & Receptacles (332)

Customers Also Bought



TE Part #3-353293-5
1.5MM CT MT REC ASSY 15P BLACK



TE Part #3-353293-6
1.5MM CT MT REC ASSY 16P BLACK



TE Part #3-353293-3
1.5MM CT MT REC ASSY 13P BLACK



TE Part #3-353293-4
1.5MM CT MT REC ASSY 14P BLACK




TE Part #3-353293-9
1.5MM CT MT REC ASSY 19P BLACK



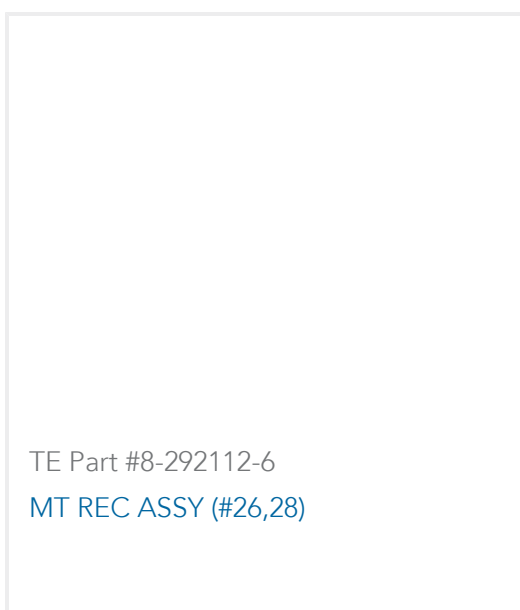
TE Part #2-353293-6
1.5MM CT MT REC ASS'Y 6P BLACK



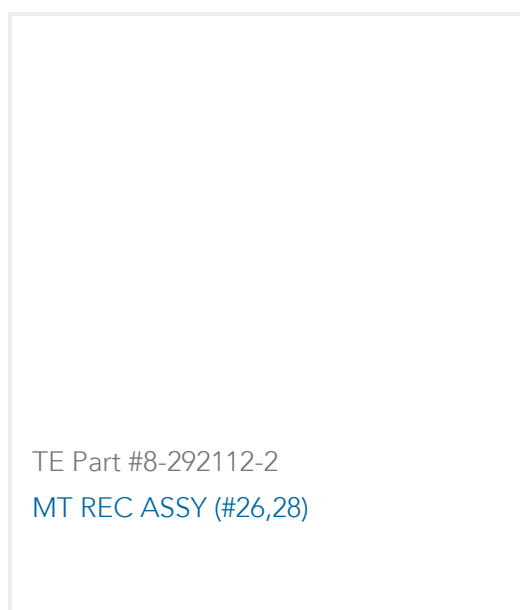
TE Part #2-353293-9
1.5MM CT MT REC ASS'Y 9P BLACK



TE Part #8-292112-5
MT REC ASSY (#26,28)



TE Part #8-292112-6
MT REC ASSY (#26,28)



TE Part #8-292112-2
MT REC ASSY (#26,28)

Documents



Product Drawings

MINI CT SGL RELAY 18P NAT

English

CAD Files

3D PDF

3D

Customer View Model

[ENG_CVM_CVM_1-292215-8_B.2d_dxf.zip](#)

English

Customer View Model

[ENG_CVM_CVM_1-292215-8_B.3d_igs.zip](#)

English

Customer View Model

[ENG_CVM_CVM_1-292215-8_B.3d_stp.zip](#)

English

By downloading the CAD file I accept and agree to the [Terms and Conditions](#) of use.

Product Specifications

Workmanship Specification

English