

1-324918-0 ✓ ACTIVE



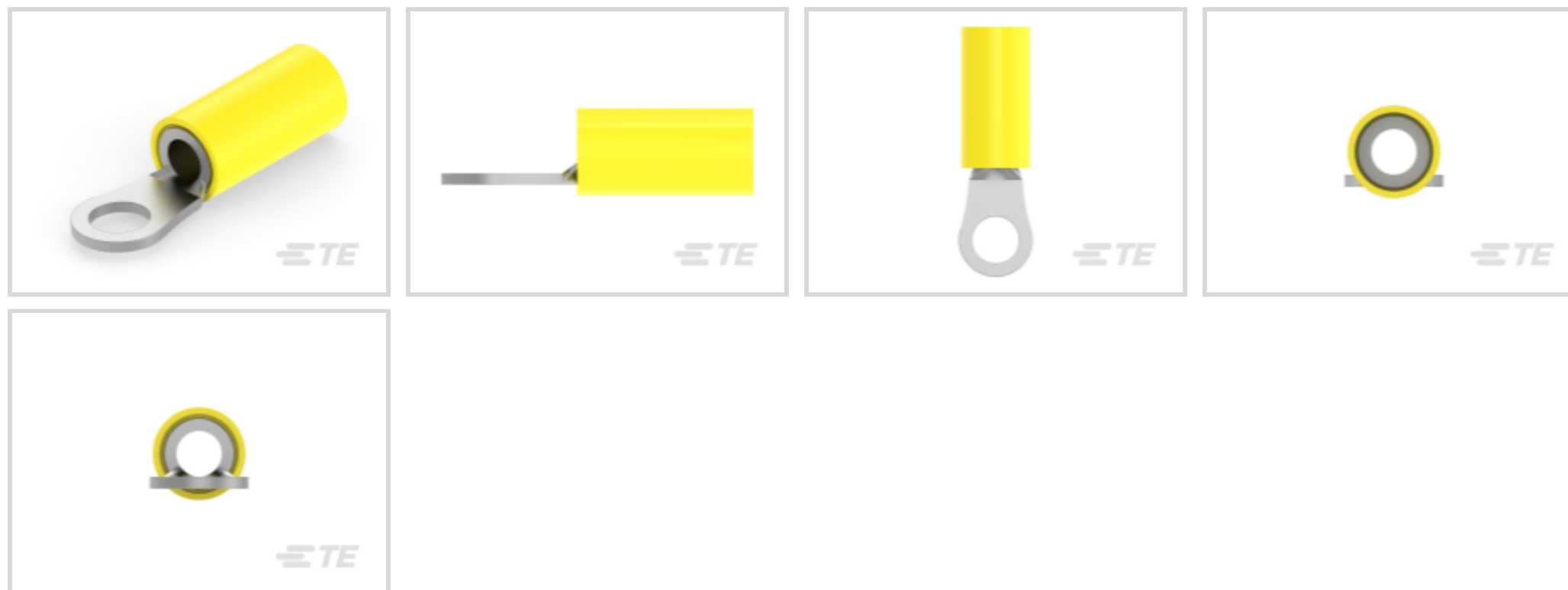
PIDG

TE Internal #: 1-324918-0

Closed Ring Tongue Terminal, 12 – 10 AWG, #10 Stud, 5 mm [.197 in] Stud Diameter, Closed Barrel, Straight, Tin Plating, Partially Insulated

[View on TE.com >](#)

Terminals & Splices > Ring Terminals > PIDG Ring Tongue Terminals



Ring Terminal Product Type: Closed Ring Tongue Terminal

Wire Size: 5180 – 13100 CMA

Stud Size: #10

[All PIDG Ring Tongue Terminals \(410\)](#)

### Features

#### Product Type Features

Ring Terminal Product Type	Closed Ring Tongue Terminal
Stud Size	#10
Sealable	No
Wire Insulation Support Retention Type	Insulation Support

#### Configuration Features

Number of Holes	1
-----------------	---

#### Electrical Characteristics

Voltage Rating	300 V
----------------	-------

#### Body Features

Product Weight	2.294 g
----------------	---------

#### Contact Features

Barrel Type	Closed
Terminal Orientation	Straight



Terminal Plating Material	Tin
---------------------------	-----

### Mechanical Attachment

Wire Insulation Support	With
-------------------------	------

### Dimensions

Wire Size	5180 – 13100 CMA
-----------	------------------

Stud Diameter	5 mm [.197 in]
---------------	----------------

Tongue Thickness	.79 mm [.031 in]
------------------	------------------

Product Length	26.72 mm [1.052 in]
----------------	---------------------

Compatible Insulation Diameter (Max)	5.84 mm [.23 in]
--------------------------------------	------------------

Compatible Insulation Diameter Range	3.81 – 5.84 mm [.15 – .23 in]
--------------------------------------	-------------------------------

### Usage Conditions

Insulation Option	Partially Insulated
-------------------	---------------------

### Operation/Application

Compatible With Wire Base Material	Copper
------------------------------------	--------

Compatible With Wire Plating Material	Tin
---------------------------------------	-----

### Industry Standards

Government Qualified Terminal	No
-------------------------------	----

### Packaging Features

Packaging Quantity	2500
--------------------	------

Packaging Method	Tape Mounted
------------------	--------------

### Product Compliance

[For compliance documentation, visit the product page on TE.com>](#)

EU RoHS Directive 2011/65/EU	Compliant
------------------------------	-----------

EU ELV Directive 2000/53/EC	Compliant
-----------------------------	-----------

China RoHS 2 Directive MIIT Order No 32, 2016	No Restricted Materials Above Threshold
---	---

EU REACH Regulation (EC) No. 1907/2006	Current ECHA Candidate List: JAN 2025 (247) Candidate List Declared Against: JAN 2025 (247) Does not contain REACH SVHC
--	---

Halogen Content	Low Halogen - Br, Cl, F, I < 900 ppm per homogenous material. Also BFR/CFR/PVC Free
-----------------	---

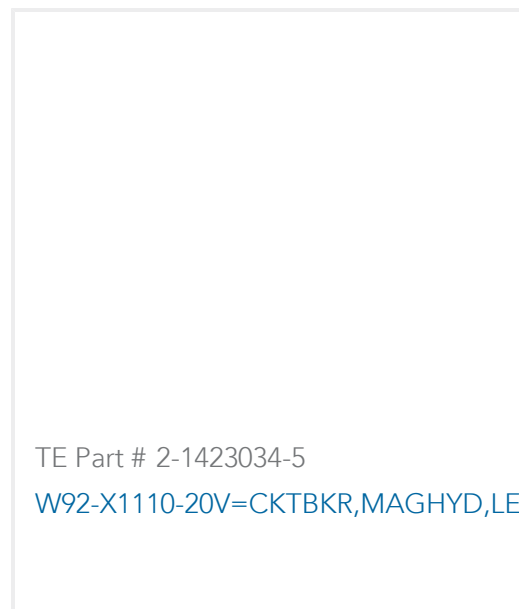
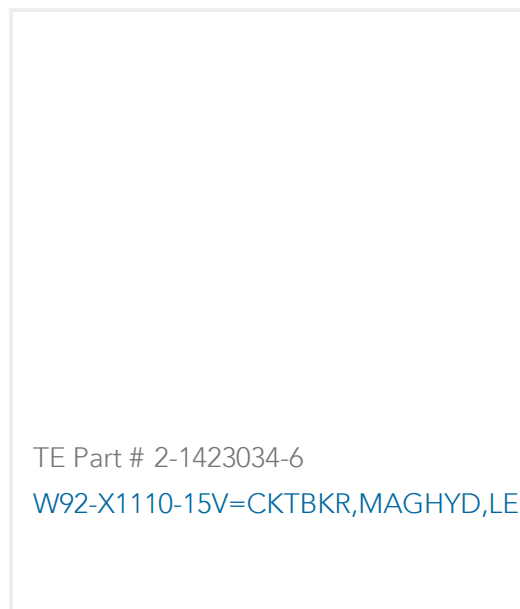

Solder Process Capability

Not applicable for solder process capability


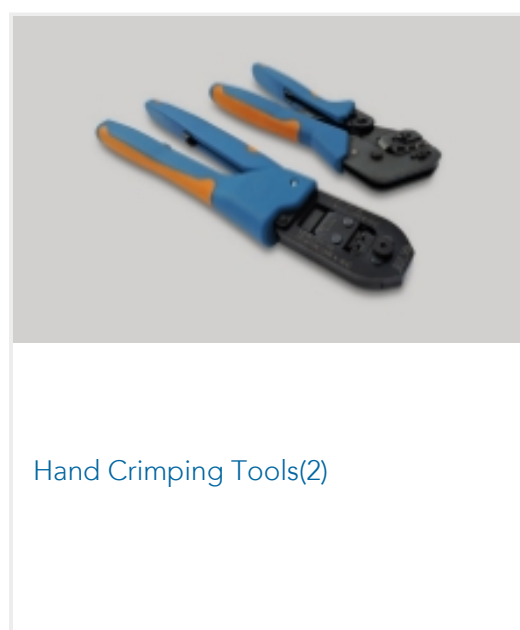
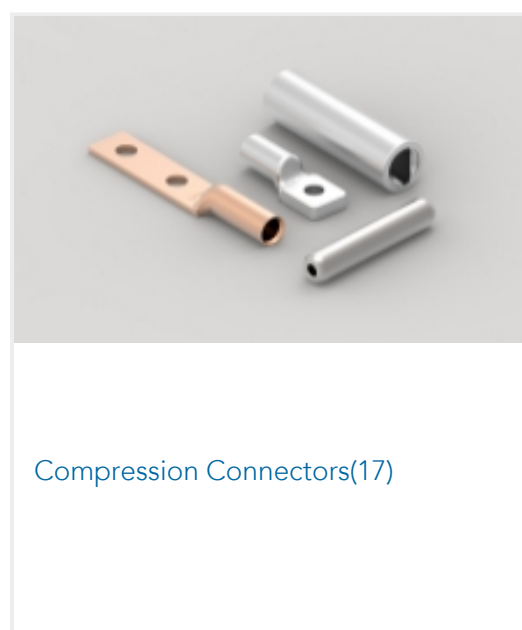
Product Compliance Disclaimer

This information is provided based on reasonable inquiry of our suppliers and represents our current actual knowledge based on the information they provided. This information is subject to change. The part numbers that TE has identified as EU RoHS compliant have a maximum concentration of 0.1% by weight in homogenous materials for lead, hexavalent chromium, mercury, PBB, PBDE, DBP, BBP, DEHP, DIBP, and 0.01% for cadmium, or qualify for an exemption to these limits as defined in the Annexes of Directive 2011/65/EU (RoHS2). Finished electrical and electronic equipment products will be CE marked as required by Directive 2011/65/EU. Components may not be CE marked. Additionally, the part numbers that TE has identified as EU ELV compliant have a maximum concentration of 0.1% by weight in homogenous materials for lead, hexavalent chromium, and mercury, and 0.01% for cadmium, or qualify for an exemption to these limits as defined in the Annexes of Directive 2000/53/EC (ELV). Regarding the REACH Regulation, the information TE provides on SVHC in articles for this part number is based on the latest European Chemicals Agency (ECHA) 'Guidance on requirements for substances in articles' posted at this URL: <https://echa.europa.eu/guidance-documents/guidance-on-reach>

### Compatible Parts




### Also in the Series | PIDG





Ring Terminals(588)



Spade Terminals(228)




Special Purpose Terminals(1)



Splices(41)

## Customers Also Bought

TE Part #2-35149-1  
TERMINAL, PIDG R 12-10 6TE Part #4-1393104-6  
KRPA-11DG-48=KRPATE Part #8-1393104-3  
KRPA-14DG-125=KRPATE Part #640917-2  
RECEPT, PIDG FASTON 22-18 187TE Part #4-1393104-2  
KRPA-11DG-110=KRPATE Part #1-1437436-0  
CR0002=RLY SKT - 34121-01TE Part #330433-000  
TMS-SCE-2X-1K-3/16-9TE Part #1423155-5  
GPD=RELAY, 125VDCTE Part #61624-1  
RING CRIMP 16-12 AWG BRTE Part #696049-1  
PG 8 RING #8

## Documents

### Product Drawings

[TERMINAL, PIDG R 12-10 10](#)

English

### CAD Files

[3D PDF](#)

English

### Customer View Model

[ENG\\_CVM\\_1-324918-0\\_G.2d\\_dxf.zip](#)



English

**Customer View Model**

[ENG\\_CVM\\_1-324918-0\\_G.3d\\_igs.zip](#)

English

**Customer View Model**

[ENG\\_CVM\\_1-324918-0\\_G.3d\\_stp.zip](#)

English

**3D PDF**

3D

**Customer View Model**

[ENG\\_CVM\\_CVM\\_1-324918-0\\_H.2d\\_dxf.zip](#)

English

**Customer View Model**

[ENG\\_CVM\\_CVM\\_1-324918-0\\_H.3d\\_igs.zip](#)

English

**Customer View Model**

[ENG\\_CVM\\_CVM\\_1-324918-0\\_H.3d\\_stp.zip](#)

English

By downloading the CAD file I accept and agree to the [Terms and Conditions](#) of use.

---

### Instruction Sheets

[Instruction Sheet \(U.S.\)](#)

English

---

### Agency Approvals

[UL Report](#)

English