




Terminals & Splices > Splices



Splice Type: **Butt Splice**

Wire Size: **.3 – 1.42 mm²**

Sealable: **No**

Splice Features: **Serrated**

Features

Product Type Features

Splice Accessory Type	Splice
Splice Type	Butt Splice
Sealable	No
Compatible With Discrete Wire Type	Solid, Stranded
Wire Insulation Support Retention Type	Insulation Support

Configuration Features

Compatible With Wire & Cable Type	Discrete Wire
-----------------------------------	---------------

Body Features

Product Weight	1.232 g
Insulation Material	Vinyl
Splice Features	Serrated
Primary Product Color	Red

Contact Features

Contact Base Material	Copper
-----------------------	--------



Barrel Type	Closed
-------------	--------

Mechanical Attachment

Wire Insulation Support	With
-------------------------	------

Dimensions

Wire Size	509 – 3260 CMA
Compatible Insulation Diameter Range	4.32 mm[.17 in]
Product Length	26.16 mm[1.03 in]

Usage Conditions

Insulation Option	Fully Insulated
-------------------	-----------------

Operation/Application

Compatible With Wire Base Material	Copper
------------------------------------	--------

Industry Standards

Government Qualified Splice	No
-----------------------------	----

Packaging Features

Packaging Quantity	2500
Packaging Method	Tape Mounted

Product Compliance

For compliance documentation, visit the product page on [TE.com](#)>

EU RoHS Directive 2011/65/EU	Compliant
EU ELV Directive 2000/53/EC	Compliant
China RoHS 2 Directive MIIT Order No 32, 2016	No Restricted Materials Above Threshold
EU REACH Regulation (EC) No. 1907/2006	Current ECHA Candidate List: JAN 2025 (247) Candidate List Declared Against: JUNE 2024 (241) Does not contain REACH SVHC
Halogen Content	Not Low Halogen - contains Br or Cl > 900 ppm.
Solder Process Capability	Not applicable for solder process capability

Product Compliance Disclaimer

This information is provided based on reasonable inquiry of our suppliers and represents our current actual knowledge based on the information they provided. This information is subject to change. The part numbers that TE has identified as EU RoHS compliant have a maximum concentration of 0.1% by weight in homogenous materials for lead, hexavalent chromium, mercury, PBB, PBDE, DBP, BBP, DEHP, DIBP, and 0.01% for cadmium, or qualify for an exemption to these



limits as defined in the Annexes of Directive 2011/65/EU (RoHS2). Finished electrical and electronic equipment products will be CE marked as required by Directive 2011/65/EU. Components may not be CE marked. Additionally, the part numbers that TE has identified as EU ELV compliant have a maximum concentration of 0.1% by weight in homogenous materials for lead, hexavalent chromium, and mercury, and 0.01% for cadmium, or qualify for an exemption to these limits as defined in the Annexes of Directive 2000/53/EC (ELV). Regarding the REACH Regulation, the information TE provides on SVHC in articles for this part number is based on the latest European Chemicals Agency (ECHA) ‘Guidance on requirements for substances in articles’ posted at this URL: <https://echa.europa.eu/guidance-documents/guidance-on-reach>

Compatible Parts

TE Part # 58433-3
PRO CR ASSY, RBY IS9252

TE Part # 58423-1
DIE, RBY IS9252

TE Part # 47386
DAHT PG PIDG 26-16 ASSY

TE Part # 169404
CERTI-LOK DIE

Also in the Series | PLASTI-GRIP

Compression Connectors(3)

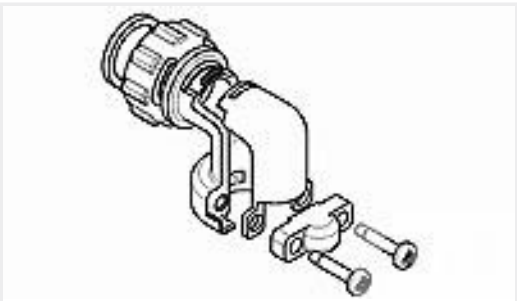
Crimp Wire Pins, Tabs & Ferrules(20)

Ring Terminals(310)

Spade Terminals(158)

Splices(45)

Customers Also Bought



TE Part #1546347-2
R/A CABLE CLAMP KIT, SZ 11, CPC



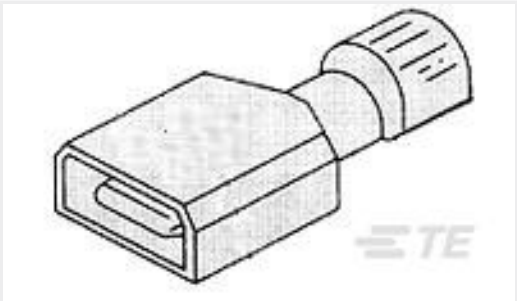
TE Part #641775-2
04P UMNL STR/REL NATL



TE Part #1-1609034-5
10VSB1=F8331



TE Part #1-35148-1
TERMINAL, PIDG R 12-10 4



TE Part #3-521142-2
ULTRA-FAST 250 ASY TAB 16-14 AWG TPBR



TE Part #63011-2
250 FASTON FLAG REC 18-14 AWG TPBR



TE Part #104257-1
02 MTE RCPT HSG SR LATCH .100



TE Part #EF5320-000
VERSAFIT-HW-NO.2-N5-0-1.5IN



TE Part #7-1393114-0
KUHP-11A51-24=KU-



TE Part #2-34541-1
PIDG SPD 22-16 COMM 22-18MIL 6

Documents

Product Drawings

PG BUTT SPLC 22-16COMM22-18MIL

English

CAD Files

Customer View Model

ENG_CVM_CVM_1-34243-1_L.2d_dxf.zip

English

3D PDF

3D

Customer View Model

ENG_CVM_CVM_1-34243-1_L.3d_igs.zip

English

Customer View Model

ENG_CVM_CVM_1-34243-1_L.3d_stp.zip

English

By downloading the CAD file I accept and agree to the [Terms and Conditions](#) of use.

Product Specifications



Application Specification

English

Agency Approvals

CSA Certificate

English