



Connectors > PCB Connectors > Wire-to-Board Connectors > FFC, FPC & Ribbon Connectors > FFC Connectors > 2.54mm FFC Connectors Receptacle Housing



FFC Connector Product Type: **Housing**

Connector System: **Wire-to-Board**

Number of Positions: **15**

Centerline (Pitch): **2.54 mm [.1 in]**

Number of Rows: **1**

[All 2.54mm FFC Connectors Receptacle Housing \(143\)](#)

Features

Product Type Features

Connector & Contact Terminates To	Wire & Cable
Connector & Housing Type	Receptacle
FFC Connector Product Type	Housing
Connector System	Wire-to-Board
Insertion Force Type	Normal

Configuration Features

Number of Positions	15
Number of Rows	1

Electrical Characteristics

Operating Voltage	300 VAC
Insulation Resistance	5000 MΩ
Dielectric Withstanding Voltage (Max)	720 VAC

Body Features



Primary Product Color	Black
-----------------------	-------

Contact Features

Contact Type	Socket
--------------	--------

Mechanical Attachment

Mating Alignment Type	Polarization
Mating Retention Type	Detent Window
Mating Retention	With
Mating Alignment	With
Panel Mount Feature	Without
Connector Mounting Type	Cable Mount (Free-Hanging)

Housing Features

Housing Material	Thermoplastic
Centerline (Pitch)	2.54 mm[.1 in]
FFC Cable Entry	Straight

Usage Conditions

Operating Temperature Range	-65 – 105 °C[-85 – 221 °F]
-----------------------------	----------------------------

Operation/Application

Circuit Application	Signal
---------------------	--------

Industry Standards

UL Flammability Rating	UL 94V-0
------------------------	----------

Packaging Features

Packaging Quantity	1
Packaging Method	Package

Product Compliance

For compliance documentation, visit the product page on TE.com>

EU RoHS Directive 2011/65/EU	Compliant
EU ELV Directive 2000/53/EC	Compliant
China RoHS 2 Directive MIIT Order No 32, 2016	No Restricted Materials Above Threshold
EU REACH Regulation (EC) No. 1907/2006	Current ECHA Candidate List: JAN 2025 (247) Candidate List Declared Against: JAN 2025 (247)



	Does not contain REACH SVHC
Halogen Content	Not Low Halogen - contains Br or Cl > 900 ppm.
Solder Process Capability	Not applicable for solder process capability


Product Compliance Disclaimer

This information is provided based on reasonable inquiry of our suppliers and represents our current actual knowledge based on the information they provided. This information is subject to change. The part numbers that TE has identified as EU RoHS compliant have a maximum concentration of 0.1% by weight in homogenous materials for lead, hexavalent chromium, mercury, PBB, PBDE, DBP, BBP, DEHP, DIBP, and 0.01% for cadmium, or qualify for an exemption to these limits as defined in the Annexes of Directive 2011/65/EU (RoHS2). Finished electrical and electronic equipment products will be CE marked as required by Directive 2011/65/EU. Components may not be CE marked. Additionally, the part numbers that TE has identified as EU ELV compliant have a maximum concentration of 0.1% by weight in homogenous materials for lead, hexavalent chromium, and mercury, and 0.01% for cadmium, or qualify for an exemption to these limits as defined in the Annexes of Directive 2000/53/EC (ELV). Regarding the REACH Regulation, the information TE provides on SVHC in articles for this part number is based on the latest European Chemicals Agency (ECHA) 'Guidance on requirements for substances in articles' posted at this URL: <https://echa.europa.eu/guidance-documents/guidance-on-reach>


Compatible Parts




TE Part # 1761852-1  
FFC RCPT 100SNPB RL NO LUBE



TE Part # 6-102202-2  
15 MODII HDR SRST SHRD LF



TE Part # 6-102203-2  
15 MODII HDR SRRA SHRD LF



TE Part # CAT-F439-S01339254  
2.54mm FFC Connectors Socket Contacts

Customers Also Bought



TE Part #35109  
TERMINAL,PIDG R 12-10 10



TE Part #1658622-3  
16 NOVO MIL/CTR 30DP,LEAD FREE



TE Part #5-103735-3  
04 MTE HDR SRST LATCH .100CL



TE Part #88859-5  
013 HOUSING FFC RCPT SR 100CL

Documents

Product Drawings  
015 HOUSING FFC RCPT 100CL SR

English

CAD Files  
Customer View Model  
ENG\_CVM\_CVM\_1-487769-3\_W.2d\_dxf.zip

1-487769-3

Housing, Wire-to-Board, 15 Position, 2.54 mm [.1 in] Centerline, 1 Row, Socket, Package, Normal, Straight, Black, FFC Connectors



English

[3D PDF](#)

3D

Customer View Model

[ENG\\_CVM\\_CVM\\_1-487769-3\\_W.3d\\_igs.zip](#)

English

Customer View Model

[ENG\\_CVM\\_CVM\\_1-487769-3\\_W.3d\\_stp.zip](#)

English

By downloading the CAD file I accept and agree to the [Terms and Conditions](#) of use.

**Product Specifications**

[Application Specification](#)

English

**Instruction Sheets**

[Instruction Sheet \(U.S.\)](#)

English

[Extraction Tools](#)

English