



Connectors > PCB Connectors > Card Edge Connectors > PCI & PCI Express Connectors



Connector System: **Board-to-Board**

Number of Positions: **184**

Centerline (Pitch): **1.27 mm [.05 in]**

Termination Post & Tail Length: **3.56 mm [.14 in]**

Contact Mating Area Plating Material Thickness: **[ 30 µin ]**

Features

Product Type Features

Connector & Contact Terminates To	Printed Circuit Board
Connector System	Board-to-Board

Configuration Features

Number of PCB Mount Retention Features	3
Number of Positions	184
PCB Mount Orientation	Vertical
Ejector	Without

Electrical Characteristics

Operating Voltage	203 VAC
-------------------	---------

Body Features

Product Weight	26.406 g
Primary Product Color	Natural

Contact Features

PCB Contact Termination Area Plating Material Thickness	2.537 µm
Contact Underplating Material	Nickel



Contact Mating Area Plating Material	Gold (Au)
Contact Base Material	Phosphor Bronze
PCB Contact Termination Area Plating Material	Tin
	30 μin

Termination Features

Termination Method to PCB	Through Hole - Solder
Termination Post & Tail Length	3.56 mm[.14 in]

Mechanical Attachment

Connector Mounting Type	Board Mount
-------------------------	-------------

Housing Features

Housing Material	High Temperature Thermoplastic
Centerline (Pitch)	1.27 mm[.05 in]

Dimensions

PCB Thickness (Accepted)	1.57 mm[.062 in]
Connector Length	128 mm[5.039 in]
Connector Height	15.5 mm[.613 in]
Connector Width	8.88 mm[.35 in]

Usage Conditions

Operating Temperature Range	-55 – 85 °C[-67 – 185 °F]
-----------------------------	---------------------------

Operation/Application

Circuit Application	Signal
---------------------	--------

Industry Standards

Bus Type	PCI
----------	-----

Packaging Features

Packaging Method	Box
Packaging Quantity	35

Product Compliance

For compliance documentation, visit the product page on TE.com>

EU RoHS Directive 2011/65/EU	Compliant
EU ELV Directive 2000/53/EC	Compliant



China RoHS 2 Directive MIIT Order No 32, 2016	No Restricted Materials Above Threshold
EU REACH Regulation (EC) No. 1907/2006	Current ECHA Candidate List: JAN 2025 (247) Candidate List Declared Against: JAN 2025 (247) Does not contain REACH SVHC
Halogen Content	Not Low Halogen - contains Br or Cl > 900 ppm.
Solder Process Capability	Wave solder capable to 265°C

Product Compliance Disclaimer

This information is provided based on reasonable inquiry of our suppliers and represents our current actual knowledge based on the information they provided. This information is subject to change. The part numbers that TE has identified as EU RoHS compliant have a maximum concentration of 0.1% by weight in homogenous materials for lead, hexavalent chromium, mercury, PBB, PBDE, DBP, BBP, DEHP, DIBP, and 0.01% for cadmium, or qualify for an exemption to these limits as defined in the Annexes of Directive 2011/65/EU (RoHS2). Finished electrical and electronic equipment products will be CE marked as required by Directive 2011/65/EU. Components may not be CE marked. Additionally, the part numbers that TE has identified as EU ELV compliant have a maximum concentration of 0.1% by weight in homogenous materials for lead, hexavalent chromium, and mercury, and 0.01% for cadmium, or qualify for an exemption to these limits as defined in the Annexes of Directive 2000/53/EC (ELV). Regarding the REACH Regulation, the information TE provides on SVHC in articles for this part number is based on the latest European Chemicals Agency (ECHA) 'Guidance on requirements for substances in articles' posted at this URL: <https://echa.europa.eu/guidance-documents/guidance-on-reach>

Compatible Parts



TE Part # 5145154-1  
CONNECTOR, 60 DUAL POSITION, .




TE Part # 5-2337939-4  
PCIE GEN4 CON,SMT,164POS,30u", MYLAR,HT

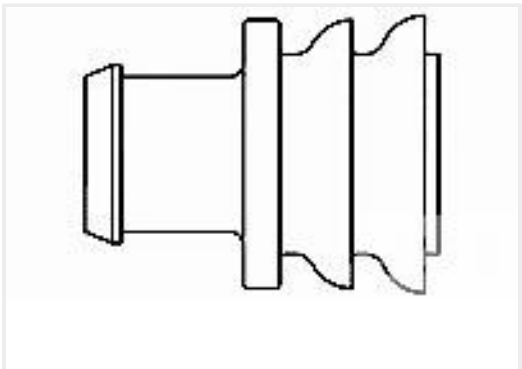


TE Part # 1734774-1  
PCI EXP 3.1L 36 POS WHT G/F


Customers Also Bought




TE Part #CAT-AM71-CH8172  
AMP SUPERSEAL 1.5MM, CONNECTOR HOUSING



TE Part #281934-2  
SINGLE WIRE SEAL



TE Part #114017-ZZ  
SEALING PLUG, SIZE 12/16, WHT



TE Part #CAT-D48-ST273  
DEUTSCH Solid Contacts



Documents

Product Drawings

STANDARD EDGE .050 SERIES 92 DUAL ASSY

English

CAD Files

3D PDF

3D

Customer View Model

ENG\_CVM\_CVM\_1-5145166-2\_A.2d\_dxf.zip

English

Customer View Model

ENG\_CVM\_CVM\_1-5145166-2\_A.3d\_igs.zip

English

Customer View Model

ENG\_CVM\_CVM\_1-5145166-2\_A.3d\_stp.zip

English

By downloading the CAD file I accept and agree to the [Terms and Conditions](#) of use.

Product Specifications

Application Specification

English