



Connectors > PCB Connectors > PCB Headers & Receptacles



PCB Connector Type: **PCB Mount Receptacle**

PCB Mount Orientation: **Vertical**

Connector System: **Board-to-Board**

Number of Positions: **36**

Number of Rows: **2**

Features

Product Type Features

Applied Pressure	Standard
PCB Connector Type	PCB Mount Receptacle
Connector System	Board-to-Board
Sealable	No
Connector & Contact Terminates To	Printed Circuit Board
Connector Product Type	Connector Assembly

Configuration Features

Board-to-Board Configuration	Parallel
Stackable	Yes
PCB Mount Orientation	Vertical
Number of Positions	36
Number of Rows	2

Electrical Characteristics

Operating Voltage	333 VAC
Insulation Resistance	5000 MΩ
Dielectric Withstanding Voltage (Max)	750 VAC

Body Features

Connector Profile	Low
-------------------	-----



Primary Product ColorBlack

Contact Features

Contact Mating Area Plating Material Thickness	.762 μm[30 μin]
Mating Square Post Dimension	.64 mm[.025 in]
PCB Contact Termination Area Plating Material Thickness	3.81 – 7.62 μm
Contact Shape & Form	Round
Contact Protection Type	Closed Entry Housing
Contact Mating Area Length	3.77 mm[.148 in]
Contact Base Material	Phosphor Bronze
PCB Contact Termination Area Plating Material	Tin-Lead
Contact Mating Area Plating Material	Gold (Au)
Contact Type	Socket
Contact Current Rating (Max)	2 A

Termination Features

Rectangular Termination Post & Tail Width	.7 mm[.028 in]
Rectangular Termination Post & Tail Thickness	.2 mm[.008 in]
Termination Post & Tail Length	3.18 mm[.125 in]
Termination Method to PCB	Through Hole - Solder

Mechanical Attachment

PCB Mount Retention	Without
PCB Mount Alignment	Without
Connector Mounting Type	Board Mount
Mating Alignment	Without

Housing Features

Mating Entry Location	Top
Housing Material	Thermoplastic
Centerline (Pitch)	2.54 mm[.1 in]

Dimensions

Row-to-Row Spacing	2.54 mm[.1 in]
Stack Height	9.02 mm[.355 in]
PCB Thickness (Recommended)	1.57 mm[.055 – .094 in]
Connector Height	5.03 mm[.198 in]



Usage Conditions

Housing Temperature Rating	Standard
Operating Temperature Range	-65 – 125 °C[-85 – 257 °F]

Operation/Application

Solder Process Feature	Board Standoff
Circuit Application	Signal

Industry Standards

Compatible With Approved Standards Products	CSA LR7189, UL E28476
UL Flammability Rating	UL 94V-0

Packaging Features

Packaging Quantity	12
Packaging Method	Box, Tube

Product Compliance

For compliance documentation, visit the product page on TE.com>

EU RoHS Directive 2011/65/EU	Not Compliant
EU ELV Directive 2000/53/EC	Compliant with Exemptions
China RoHS 2 Directive MIIT Order No 32, 2016	Restricted Materials Above Threshold
EU REACH Regulation (EC) No. 1907/2006	Current ECHA Candidate List: JAN 2025 (247) Candidate List Declared Against: JAN 2025 (247) SVHC > Threshold: Pb (13% in 4690948374) Article Safe Usage Statements: Do not eat, drink or smoke when using this product. Wash thoroughly after handling. Recycle if possible and dispose of the article by following all applicable governmental regulations relevant to your geographic location.
Halogen Content	Not Low Halogen - contains Br or Cl > 900 ppm.
Solder Process Capability	Wave solder capable to 240°C

Product Compliance Disclaimer

This information is provided based on reasonable inquiry of our suppliers and represents our current actual knowledge based on the information they provided. This information is subject to change. The part numbers that TE has identified as EU RoHS compliant have a maximum concentration of 0.1% by weight in homogenous materials for lead, hexavalent chromium, mercury, PBB, PBDE, DBP, BBP, DEHP, DIBP, and 0.01% for cadmium, or qualify for an exemption to these limits as defined in the Annexes of Directive 2011/65/EU (RoHS2). Finished electrical and electronic equipment products will be CE marked as required by Directive 2011/65/EU. Components may not be CE marked. Additionally, the part numbers that TE has identified as EU ELV compliant have a maximum concentration of 0.1% by weight in homogenous materials for lead, hexavalent chromium, and mercury, and 0.01% for cadmium, or qualify for an exemption to these limits as defined in the Annexes of Directive 2000/53/EC (ELV). Regarding the REACH Regulation, the information TE provides on SVHC in articles for this part number is based on the latest European Chemicals Agency (ECHA) 'Guidance on




requirements for substances in articles' posted at this URL: <https://echa.europa.eu/guidance-documents/guidance-on-reach>

Compatible Parts




TE Part # 86286-1
KEYING PLUG


Also in the Series | Modu Connector System




Board-to-Board Headers & Receptacles(814)



Board-to-Board Jumpers & Shunts(5)



Connector Hardware(4)



PCB Headers & Receptacles(814)

Customers Also Bought



TE Part #280381-2
10P MODU II SHRD HDR,RT ANG, 0.38 AU



TE Part #5-534237-8
10 MODII VRT SR CE 100/115



TE Part #5-102618-1
06 MODII HDR DRST SHRD .100CL



TE Part #5558178-1
MJ,R/A,SMT,8P,PCB GRD,PNL STOP



TE Part #7-1393640-2
V42254B2201B200=PC612 FEDERLEI




TE Part #534998-5
10 MODIV VRT DR CE 100/125



TE Part #1-106505-2
9P.HDP20 REC.ASSY.



TE Part #5-535541-6
08 MODIV VRT SR CE 100/115



Documents

Product Drawings

36 MODIV VRT DR CE 100/125

English

CAD Files

Customer View Model

ENG_CVM_CVM_1-534998-8_R.2d_dxf.zip

English

3D PDF

3D

Customer View Model

ENG_CVM_CVM_1-534998-8_R.3d_igs.zip

English

Customer View Model

ENG_CVM_CVM_1-534998-8_R.3d_stp.zip

English

By downloading the CAD file I accept and agree to the [Terms and Conditions](#) of use.

Product Specifications

Application Specification

English