



FPC

TE Internal #: 1-84953-2

1 mm [.039 in] Centerline, Right Angle, Surface Mount, Stuffer

Actuator, Tin (Sn), 12 Position, FPC Connectors

[View on TE.com >](#)

Connectors > PCB Connectors > Wire-to-Board Connectors > FFC, FPC & Ribbon Connectors > FPC Connectors



Centerline (Pitch): 1 mm [.039 in]

Mating Retention Type: Zero Insertion Force (ZIF)

PCB Mount Orientation: Right Angle

Contact Mating Location: Top

Termination Method to PCB: Surface Mount

Features

Product Type Features

PCB Connector Type	PCB Mount Receptacle
Connector & Contact Terminates To	Flexible Printed Circuit (FPC)
Connector Product Type	Connector Assembly
Connector System	Flex-to-Board
FPC Actuator Type	Stuffer

Configuration Features

Compatible With Wire & Cable Type	FFC, FPC
Number of Rows	1
PCB Mount Orientation	Right Angle
Number of Positions	12

Electrical Characteristics

Operating Voltage	200 VAC
-------------------	---------

Body Features

Primary Product Color	Natural
-----------------------	---------

Contact Features

Contact Current Rating (Max)	1 A
Contact Shape & Form	Single Beam
PCB Contact Termination Area Plating Material Thickness	2 µm, 3.8 µm



Contact Layout	Inline
Contact Base Material	Phosphor Bronze
PCB Contact Termination Area Plating Material	Tin
PCB Contact Termination Area Plating Material Finish	Bright
Contact Type	Socket
Contact Mating Area Plating Material Finish	Bright
Contact Mating Area Plating Material Thickness	2 µm, 3.8 µm
Contact Mating Location	Top
Contact Mating Area Plating Material	Tin (Sn)

Termination Features

Termination Method to PCB	Surface Mount
---------------------------	---------------

Mechanical Attachment

Connector Mounting Type	Board Mount
Mating Alignment	With
PCB Mount Retention	With
PCB Mount Alignment	Without
Mating Retention Type	Zero Insertion Force (ZIF)

Housing Features

Housing Material	LCP
Centerline (Pitch)	1 mm [.039 in]

Dimensions

Connector Width	6.54 mm [.258 in]
Accepts Flex Cable Thickness	.3 mm [.012 in]
Connector Height	2.56 mm [.101 in]
Connector Length	19.92 mm [.784 in]

Usage Conditions

Operating Temperature Range	-40 – 85 °C [-40 – 185 °F]
-----------------------------	----------------------------

Operation/Application

Circuit Application	Signal
---------------------	--------

Identification Marking

Circuit Identification Feature	With
--------------------------------	------

Packaging Features



Packaging Method	Tape & Reel
Packaging Quantity	1200

Product Compliance

[For compliance documentation, visit the product page on TE.com>](#)

EU RoHS Directive 2011/65/EU	Compliant
EU ELV Directive 2000/53/EC	Compliant
China RoHS 2 Directive MIIT Order No 32, 2016	No Restricted Materials Above Threshold
EU REACH Regulation (EC) No. 1907/2006	Current ECHA Candidate List: JAN 2025 (247) Candidate List Declared Against: JAN 2025 (247) Does not contain REACH SVHC
Halogen Content	Not Low Halogen - contains Br or Cl > 900 ppm.
Solder Process Capability	Reflow solder capable to 260°C

Product Compliance Disclaimer

This information is provided based on reasonable inquiry of our suppliers and represents our current actual knowledge based on the information they provided. This information is subject to change. The part numbers that TE has identified as EU RoHS compliant have a maximum concentration of 0.1% by weight in homogenous materials for lead, hexavalent chromium, mercury, PBB, PBDE, DBP, BBP, DEHP, DIBP, and 0.01% for cadmium, or qualify for an exemption to these limits as defined in the Annexes of Directive 2011/65/EU (RoHS2). Finished electrical and electronic equipment products will be CE marked as required by Directive 2011/65/EU. Components may not be CE marked. Additionally, the part numbers that TE has identified as EU ELV compliant have a maximum concentration of 0.1% by weight in homogenous materials for lead, hexavalent chromium, and mercury, and 0.01% for cadmium, or qualify for an exemption to these limits as defined in the Annexes of Directive 2000/53/EC (ELV). Regarding the REACH Regulation, the information TE provides on SVHC in articles for this part number is based on the latest European Chemicals Agency (ECHA) 'Guidance on requirements for substances in articles' posted at this URL: <https://echa.europa.eu/guidance-documents/guidance-on-reach>

Compatible Parts



TE Part # 1-84982-2  
1MM FFC SMT V ASSY 12P EMBOSS

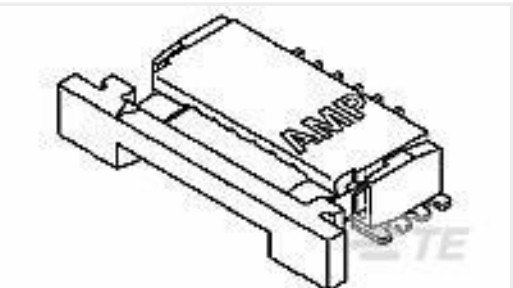


TE Part # 1-84952-2  
1MM FPC HORZ.BTTM CONT.ASS.12P


Customers Also Bought



TE Part #1-178318-3  
DYNAMIC D3100 HDR V 10P ASSY X



TE Part #1-84952-2  
1MM FPC HORZ.BTTM CONT.ASS.12P



TE Part #6-104069-2  
24 sys 50 hdr drra shrd sn




TE Part #3-2176331-4  
CRGP 2512 5K6 1%



TE Part #2-1445100-2  
MICRO MNL HDR ASSY S/ROW LF




TE Part #5535070-5  
ASSY,RECEPTACLE,EUROCARD,TYPE



TE Part #1761607-6  
IDC LOW PRO HDR 16P RA LAT BLK



TE Part #4-643814-0  
10P MTA100 CONN ASSY POL RIB



TE Part #7-2176453-8  
CPF 0201 36K5 0.1% 25ppm 1K RL



TE Part #5650916-5  
ASSY,PIN,EUROCARD,TYPE C/2,LEA

Documents

CAD Files

3D PDF

3D

Customer View Model

ENG\_CVM\_CVM\_1-84953-2\_A.2d\_dxf.zip

English

Customer View Model

ENG\_CVM\_CVM\_1-84953-2\_A.3d\_igs.zip

English

Customer View Model

ENG\_CVM\_CVM\_1-84953-2\_A.3d\_stp.zip

English

By downloading the CAD file I accept and agree to the Terms and Conditions of use.

Datasheets & Catalog Pages

FPC Connector Family

English

1-1773959-7-FPC-Connectors-CN

English



---

Product Specifications

Product Specification

English

---

Agency Approvals

UL Report

English