




TE Internal #: 1-966067-3
Ferrule, 16 AWG, 1.25 – 1.5 mm² Wire, 2583 CMA, Closed Barrel, Tin Plating, 16 mm [.63 in] Length, Bag, Discrete Wire, Stranded Wire
[View on TE.com >](#)

Terminals & Splices > Crimp Wire Pins, Tabs & Ferrules



Crimp Wire Terminal Type: **Ferrule**
Compatible Insulation Diameter Range: **3.4 mm [.13 in]**
Wire Size: **2583 CMA**

Features

Product Type Features

Sealable	No
Compatible With Discrete Wire Type	Stranded

Configuration Features

Compatible With Wire & Cable Type	Discrete Wire
-----------------------------------	---------------

Body Features

Primary Product Color	Black
-----------------------	-------

Contact Features

Contact Mating Area Length	10 mm[.39 in]
Crimp Wire Terminal Type	Ferrule
Barrel Type	Closed
Terminal Plating Material	Tin
Terminal Orientation	Straight

Mechanical Attachment

Wire Insulation Support	Without
-------------------------	---------

Dimensions

--	--



Strip Length	12 mm[.472 in]
2-Wire Size	16 AWG
Compatible Insulation Diameter Range	3.4 mm[.13 in]
Wire Size	2583 CMA
Barrel Inside Diameter	3.5 mm[.14 in]
Terminal Material Thickness	.15 mm[.005 in]
Overall Product Length	16 mm[.63 in]

Usage Conditions

Insulation Option	Partially Insulated
-------------------	---------------------

Packaging Features

Packaging Quantity	500
Packaging Method	Bag

Product Compliance

For compliance documentation, visit the product page on TE.com>

EU RoHS Directive 2011/65/EU	Compliant
EU ELV Directive 2000/53/EC	Out of Scope
China RoHS 2 Directive MIIT Order No 32, 2016	No Restricted Materials Above Threshold
EU REACH Regulation (EC) No. 1907/2006	Current ECHA Candidate List: JAN 2025 (247) Candidate List Declared Against: JAN 2025 (247) Does not contain REACH SVHC
Halogen Content	Low Halogen - Br, Cl, F, I < 900 ppm per homogenous material. Also BFR/CFR/PVC Free
Solder Process Capability	Not applicable for solder process capability

Product Compliance Disclaimer

This information is provided based on reasonable inquiry of our suppliers and represents our current actual knowledge based on the information they provided. This information is subject to change. The part numbers that TE has identified as EU RoHS compliant have a maximum concentration of 0.1% by weight in homogenous materials for lead, hexavalent chromium, mercury, PBB, PBDE, DBP, BBP, DEHP, DIBP, and 0.01% for cadmium, or qualify for an exemption to these limits as defined in the Annexes of Directive 2011/65/EU (RoHS2). Finished electrical and electronic equipment products will be CE marked as required by Directive 2011/65/EU. Components may not be CE marked. Additionally, the part numbers that TE has identified as EU ELV compliant have a maximum concentration of 0.1% by weight in homogenous materials for lead, hexavalent chromium, and mercury, and 0.01% for cadmium, or qualify for an exemption to these limits as defined in the Annexes of Directive 2000/53/EC (ELV). Regarding the REACH Regulation, the information TE provides on SVHC in articles for this part number is based on the latest European Chemicals Agency (ECHA) ‘Guidance on requirements for substances in articles’ posted at this URL: <https://echa.europa.eu/guidance-documents/guidance-on-reach>




Compatible Parts



TE Part # 539660-1

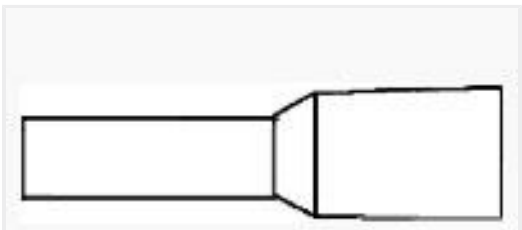
[ADERENDHUELSEN \(Ferrule\) Crimp Tool](#)

Customers Also Bought



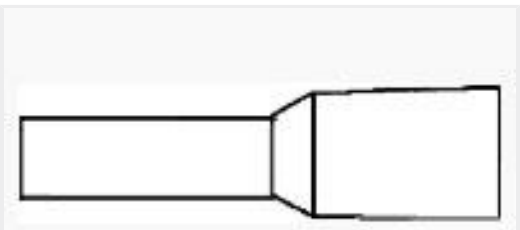
TE Part #1-928344-2

[STD-TIMER GEH 2P](#)



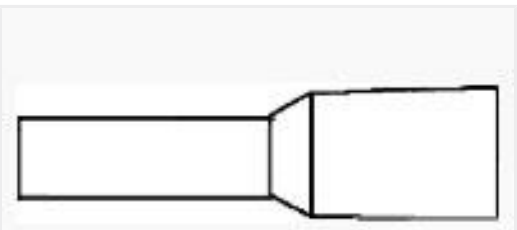
TE Part #1-966067-7

[FER,WIRE,PL SLV,2.50/14,L12,BLUE,LP](#)




TE Part #1-966066-1

[FER,WIRE,PL SLV,1.50/16,L10,RED,LP](#)



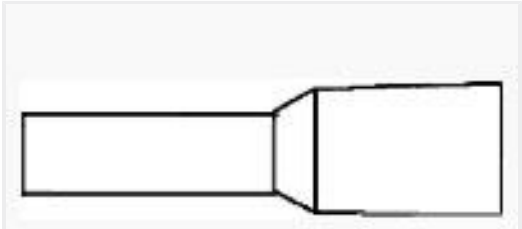
TE Part #966066-4

[FER,WIRE,PL SLV,.34/22,L8,TURQOISE,LP](#)



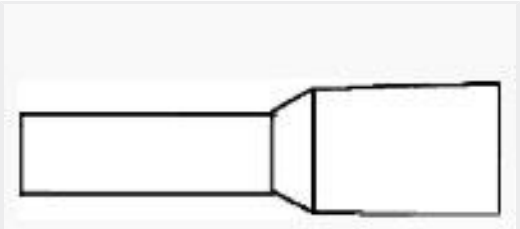
TE Part #140814-2

[250 FASTON,TAB,TPBR](#)



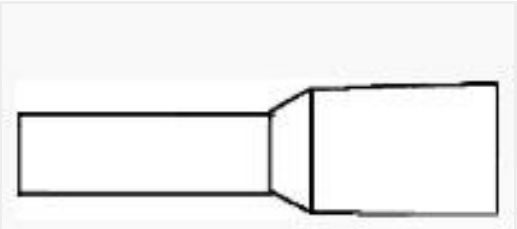
TE Part #1-966067-6

[FER,WIRE,PL SLV,2.50/14,L8,BLUE,LP](#)




TE Part #966067-9

[FER,WIRE,PL SLV,1.00/18,L8,RED,LP](#)



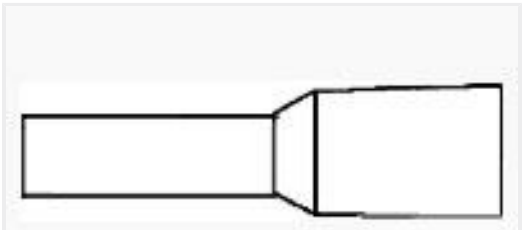
TE Part #1-966067-4

[FER,WIRE,PL SLV,1.50/16,L12,BLACK,LP](#)



TE Part #643314-2

[08P UMNL STR/REL HSG](#)



TE Part #966144-8

[FER,WIRE,DBL,PL SLV,2.50/14,L10,BLUE,LP](#)

Documents

Product Drawings
[FER,WIRE,PL SLV,1.50/16,L10,BLACK,LP](#)
English

CAD Files
3D PDF
English



Customer View Model

[ENG_CVM_1-966067-3_B1.2d_dxf.zip](#)

English

Customer View Model

[ENG_CVM_1-966067-3_B1.3d_igs.zip](#)

English

Customer View Model

[ENG_CVM_1-966067-3_B1.3d_stp.zip](#)

English

Customer View Model

[ENG_CVM_CVM_1-966067-3_B1.3d_igs.zip](#)

English

Customer View Model

[ENG_CVM_CVM_1-966067-3_B1.2d_dxf.zip](#)

English

[3D PDF](#)

3D

Customer View Model

[ENG_CVM_CVM_1-966067-3_B1.3d_stp.zip](#)

English

By downloading the CAD file I accept and agree to the [Terms and Conditions](#) of use.

Datasheets & Catalog Pages

[Wire Ferrules](#)

English

[WIRE END FERRULES](#)

English

Agency Approvals

[CSA Certificate](#)

English