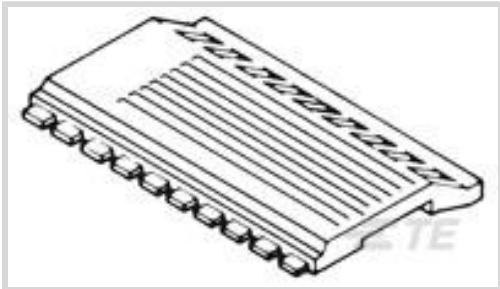




Connectors > Connector Accessories > Connector Caps & Covers



Connector Cover Type: **Non-Polarizing Cover**

Primary Product Color: **Black**

Primary Product Material: **Thermoplastic**

Number of Positions: **10**

Operating Temperature (Max): **105 °C [221 °F]**

Features

Product Type Features

Product Profile	Low
Connector Cover Type	Non-Polarizing Cover

Configuration Features

Number of Positions	10
---------------------	----

Body Features

Connector Cover Side	Front
Primary Product Color	Black
Primary Product Material	Thermoplastic

Housing Features

Centerline (Pitch)	2.54 mm[.1 in]
--------------------	----------------

Usage Conditions

Operating Temperature (Max)	105 °C[221 °F]
Operating Temperature Range	-65 – 105 °C[-85 – 221 °F]

Industry Standards

UL Flammability Rating	UL 94V-0
------------------------	----------

Product Compliance

[For compliance documentation, visit the product page on TE.com>](#)

EU RoHS Directive 2011/65/EU	Compliant
------------------------------	-----------



EU ELV Directive 2000/53/EC	Compliant
China RoHS 2 Directive MIIT Order No 32, 2016	No Restricted Materials Above Threshold
EU REACH Regulation (EC) No. 1907/2006	Current ECHA Candidate List: JAN 2025 (247) Candidate List Declared Against: JAN 2025 (247) Does not contain REACH SVHC
Halogen Content	Not Low Halogen - contains Br or Cl > 900 ppm.
Solder Process Capability	Not applicable for solder process capability

Product Compliance Disclaimer


This information is provided based on reasonable inquiry of our suppliers and represents our current actual knowledge based on the information they provided. This information is subject to change. The part numbers that TE has identified as EU RoHS compliant have a maximum concentration of 0.1% by weight in homogenous materials for lead, hexavalent chromium, mercury, PBB, PBDE, DBP, BBP, DEHP, DIBP, and 0.01% for cadmium, or qualify for an exemption to these limits as defined in the Annexes of Directive 2011/65/EU (RoHS2). Finished electrical and electronic equipment products will be CE marked as required by Directive 2011/65/EU. Components may not be CE marked. Additionally, the part numbers that TE has identified as EU ELV compliant have a maximum concentration of 0.1% by weight in homogenous materials for lead, hexavalent chromium, and mercury, and 0.01% for cadmium, or qualify for an exemption to these limits as defined in the Annexes of Directive 2000/53/EC (ELV). Regarding the REACH Regulation, the information TE provides on SVHC in articles for this part number is based on the latest European Chemicals Agency (ECHA) 'Guidance on requirements for substances in articles' posted at this URL: <https://echa.europa.eu/guidance-documents/guidance-on-reach>

Compatible Parts




TE Part # 102394-3
10 AMP MODU MT HSG DR .100CL

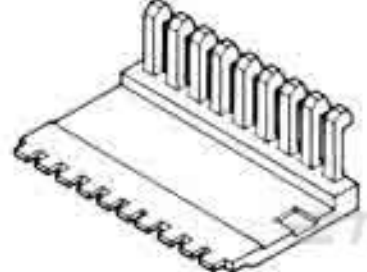
Customers Also Bought




TE Part #3-647000-2
02P MTA100 PSTD CONN ASSY LF



TE Part #3-1879351-1
RR01 5% 51K AMMO




TE Part #102536-3
10 AMPMODU MT COVER DR .100CL




TE Part #34109
SOLIS R 22-16 COMM 22-18MIL 10

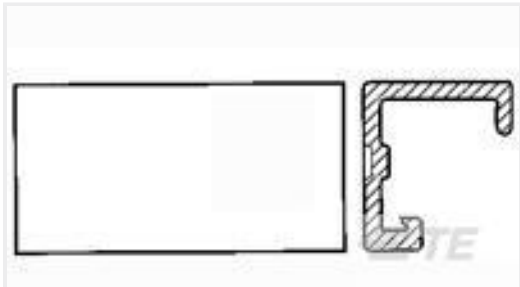




TE Part #CAT-104MTA-NTPMR
Nylon Tin Plated Receptacle: 2.54 mm,
with Mating Alignment, MTA 100



TE Part #5207952-1
KIT SCREWLOCK FEMALE



TE Part #1-640550-0
10P MTA100 COVER



TE Part #3-640620-3
03P MTA100 CONN ASSY F/T RED

Documents

Product Drawings

10 AMPMODU MT COVER DR .100CL

English

CAD Files

3D PDF

3D

Customer View Model

ENG_CVM_CVM_102541-3_N.2d_dxf.zip

English

Customer View Model

ENG_CVM_CVM_102541-3_N.3d_igs.zip

English

Customer View Model

ENG_CVM_CVM_102541-3_N.3d_stp.zip

English

By downloading the CAD file I accept and agree to the [Terms and Conditions](#) of use.

Datasheets & Catalog Pages

AMPMODU_INTERCONNECTION_SYSTEM_SECTION5_CONT

English

Product Specifications

Application Specification

English