



Connectors > D-Shaped Connectors



Number of Positions: 9  
Connector & Housing Type: Plug  
Connector System: Cable-to-Board  
Connector Mounting Type: Board Mount  
Connector Shell Size: 1

Features

Product Type Features

Sealable	No
Connector & Housing Type	Plug
Connector System	Cable-to-Board
Connector Shell Size	1
Connector & Contact Terminates To	Printed Circuit Board

Configuration Features

PCB Mount Orientation	Right Angle
Power/Signal/Coax Combination	No
Number of Positions	9

Body Features

Front Shell Material	Steel
D-Sub Connector Insert Arrangement	MS18273-1
Rear Shell Plating Material	Cadmium
Rear Shell Material	Steel
Front Shell Plating Material	Cadmium

Contact Features

Contact Mating Area Plating Material	Gold (Au)
Contact Base Material	Beryllium Copper, Brass



PCB Contact Termination Area Plating Material	Nickel
Contact Size	Size 20
	10 µin
Contact Type	Pin
Contact Current Rating (Max)	5 A
Contact Options	Installed

Termination Features

Termination Method to PCB	Through Hole - Solder
Termination Post & Tail Diameter	.76 mm[.03 in]
Termination Post & Tail Length	3.18 mm[.125 in]

Mechanical Attachment

Mounting Hole Diameter	3.05 mm[.12 in]
Mating Alignment	Without
Connector Mounting Type	Board Mount

Housing Features

Centerline (Pitch)	2.77 mm[.109 in]
--------------------	------------------

Usage Conditions

Operating Temperature Range	-55 – 125 °C[-67 – 257 °F]
-----------------------------	----------------------------

Operation/Application

Circuit Application	Signal
---------------------	--------

Packaging Features

Packaging Method	Package
------------------	---------

Product Compliance

For compliance documentation, visit the product page on TE.com>

EU RoHS Directive 2011/65/EU	Not Compliant
EU ELV Directive 2000/53/EC	Not Compliant
China RoHS 2 Directive MIIT Order No 32, 2016	Restricted Materials Above Threshold
EU REACH Regulation (EC) No. 1907/2006	Current ECHA Candidate List: JAN 2025 (247) Candidate List Declared Against: JAN 2024 (240) SVHC > Threshold: Cd (2.9% in Component Part) <small>Article Safe Usage Statements:</small>











Use personal protective equipment as required. Do not eat, drink or smoke when using this product. Recycle if possible and dispose of the article by following all applicable governmental regulations relevant to your geographic location.

Halogen Content	Not Yet Reviewed for halogen content
Solder Process Capability	Wave solder capable to 265°C

Product Compliance Disclaimer

This information is provided based on reasonable inquiry of our suppliers and represents our current actual knowledge based on the information they provided. This information is subject to change. The part numbers that TE has identified as EU RoHS compliant have a maximum concentration of 0.1% by weight in homogenous materials for lead, hexavalent chromium, mercury, PBB, PBDE, DBP, BBP, DEHP, DIBP, and 0.01% for cadmium, or qualify for an exemption to these limits as defined in the Annexes of Directive 2011/65/EU (RoHS2). Finished electrical and electronic equipment products will be CE marked as required by Directive 2011/65/EU. Components may not be CE marked. Additionally, the part numbers that TE has identified as EU ELV compliant have a maximum concentration of 0.1% by weight in homogenous materials for lead, hexavalent chromium, and mercury, and 0.01% for cadmium, or qualify for an exemption to these limits as defined in the Annexes of Directive 2000/53/EC (ELV). Regarding the REACH Regulations, TE’s information on SVHC in articles for this part number is still based on the European Chemical Agency (ECHA) ‘Guidance on requirements for substances in articles’(Version: 2, April 2011), applying the 0.1% weight on weight concentration threshold at the finished product level. TE is aware of the European Court of Justice ruling of September 10th, 2015 also known as O5A (Once An Article Always An Article) stating that, in case of ‘complex object’, the threshold for a SVHC must be applied to both the product as a whole and simultaneously to each of the articles forming part of its composition. TE has evaluated this ruling based on the new ECHA “Guidance on requirements for substances in articles” (June 2017, version 4.0) and will be updating its statements accordingly.

Customers Also Bought

 <p>TE Part #5-146280-3 03 MODII HDR SRST B/A .100CL</p>	 <p>TE Part #5747844-6 09 MSFL RCPT RA 318 (SL,FM,BL)</p>	 <p>TE Part #1218408-1 AMPLIMITE,ASY,RCPT,RTANG,109,1</p>	 <p>TE Part #1571983-4 GDH04S04=DIP SWITCH</p>
 <p>TE Part #640455-4 04P MTA100 HDR ASSY SQ R/A POL</p>	 <p>TE Part #3-2176349-8 CRGCQ 2512 12K 1%</p>	 <p>TE Part #1-2007492-6 SFP+assy2x1 EMI Sprg Inner LP Sn Enhance</p>	 <p>TE Part #350690-1 UMNL PIN 24-18 PTPBR L/P</p>



Documents

Product Drawings

AMPLIMITE,ASY,PLUG,RT ANG,109,1

English

CAD Files

3D PDF

3D

Customer View Model

ENG\_CVM\_CVM\_1218440-1\_D\_c-1218440-1-d.2d\_dxf.zip

English

Customer View Model

ENG\_CVM\_CVM\_1218440-1\_D\_c-1218440-1-d.3d\_igs.zip

English

Customer View Model

ENG\_CVM\_CVM\_1218440-1\_D\_c-1218440-1-d.3d\_stp.zip

English

By downloading the CAD file I accept and agree to the [Terms and Conditions](#) of use.