



Terminals & Splices > Ring Terminals



Ring Terminal Product Type: Closed Ring Tongue Terminal

Wire Size: 5180 – 13100 CMA

Stud Size: M5

Features

Product Type Features

Ring Terminal Product Type	Closed Ring Tongue Terminal
Stud Size	M5
Sealable	No

Wire Insulation Support Retention Type	Non-Insulation Support
--	------------------------

Contact Features

Barrel Type	Closed
Terminal Orientation	Straight
Terminal Plating Material	Tin

Mechanical Attachment

Wire Insulation Support	Without
-------------------------	---------

Dimensions

Wire Size	5180 – 13100 CMA
Stud Diameter	5.26 mm[.207 in]
Tongue Thickness	.79 mm[.031 in]
Product Length	19.3 mm[.76 in]



Barrel Inside Diameter	3.28 mm[.129 in]
------------------------	------------------

Usage Conditions

Insulation Option	Uninsulated
-------------------	-------------

Operation/Application

Compatible With Wire Base Material	Copper
Compatible With Wire Plating Material	Tin

Industry Standards

Government Qualified Terminal	No
-------------------------------	----

Packaging Features

Packaging Quantity	1000
Packaging Method	Loose Piece

Product Compliance

For compliance documentation, visit the product page on [TE.com](#)>

EU RoHS Directive 2011/65/EU	Compliant
EU ELV Directive 2000/53/EC	Compliant
China RoHS 2 Directive MIIT Order No 32, 2016	No Restricted Materials Above Threshold
EU REACH Regulation (EC) No. 1907/2006	Current ECHA Candidate List: JAN 2025 (247) Candidate List Declared Against: JAN 2025 (247) Does not contain REACH SVHC
Halogen Content	Low Halogen - Br, Cl, F, I < 900 ppm per homogenous material. Also BFR/CFR/PVC Free
Solder Process Capability	Not applicable for solder process capability

Product Compliance Disclaimer

This information is provided based on reasonable inquiry of our suppliers and represents our current actual knowledge based on the information they provided. This information is subject to change. The part numbers that TE has identified as EU RoHS compliant have a maximum concentration of 0.1% by weight in homogenous materials for lead, hexavalent chromium, mercury, PBB, PBDE, DBP, BBP, DEHP, DIBP, and 0.01% for cadmium, or qualify for an exemption to these limits as defined in the Annexes of Directive 2011/65/EU (RoHS2). Finished electrical and electronic equipment products will be CE marked as required by Directive 2011/65/EU. Components may not be CE marked. Additionally, the part numbers that TE has identified as EU ELV compliant have a maximum concentration of 0.1% by weight in homogenous materials for lead, hexavalent chromium, and mercury, and 0.01% for cadmium, or qualify for an exemption to these limits as defined in the Annexes of Directive 2000/53/EC (ELV). Regarding the REACH Regulation, the information TE provides on SVHC in articles for this part number is based on the latest European Chemicals Agency (ECHA) ‘Guidance on requirements for substances in articles’ posted at this URL: <https://echa.europa.eu/guidance-documents/guidance-on-reach>




Compatible Parts




TE Part # 525693  
DAHT SOLIS 22-10 ASSY


Customers Also Bought




TE Part #1924968-7  
CONTACT, MALE 0.64, .13SQMM




TE Part #63602-1  
RING TONGUE, LOCKING 18-14 AWG 5SSTL




TE Part #2-35772-1  
TERMINAL, SOLIS R 12-10 1/4



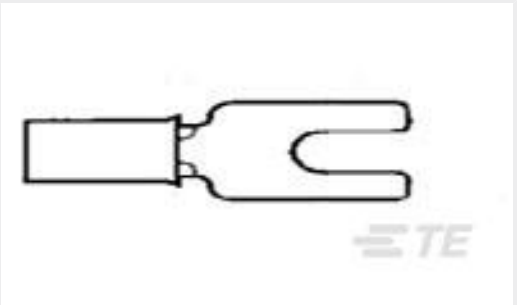
TE Part #EEA001N00000002000  
615 ITEC RECEPTACLE



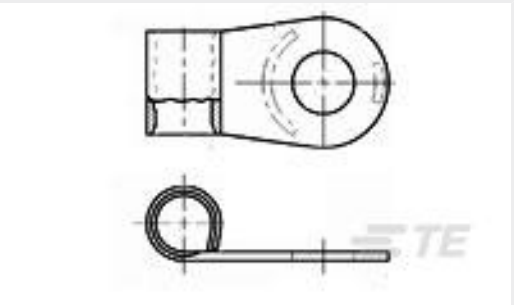
TE Part #1-2141227-1  
2POS, PIN DIA 8.0, PIN HSG, ASSY, SLD




TE Part #2-130106-1  
SOLIS, TERM, 16-14, 5MM, T&R




TE Part #34518  
BUDG SPD 22-16COMM 22-18 MIL 6



TE Part #321056  
TERMINAL, SOLIS FLAG R 6 5/16



TE Part #C0-0249-000-000  
POSITIONING INSERT FOR 3.6 MM CONTACTS



TE Part #2386907-2  
PLUG CONN CA, STD, SER 1, SZ11-4, LGTH 1.0 M

Documents

Product Drawings  
TERM, SOLIS R 12-10 5MM  
English

CAD Files  
Customer View Model  
ENG\_CVM\_CVM\_130191\_C.2d\_dxf.zip  
English



3D PDF

3D

Customer View Model

ENG\_CVM\_CVM\_130191\_C.3d\_igs.zip

English

Customer View Model

ENG\_CVM\_CVM\_130191\_C.3d\_stp.zip

English

By downloading the CAD file I accept and agree to the [Terms and Conditions](#) of use.

Instruction Sheets

Instruction Sheet (U.S.)

English

Instruction Sheet (U.S.)

English

Agency Approvals

UL

English