



Connectors > D-Shaped Connectors



Number of Positions: 68

Connector & Housing Type: Receptacle

Connector System: Cable-to-Board

Connector Mounting Type: Board Mount

Centerline (Pitch): .8 mm [.031 in]

Features

Product Type Features

Shell Material Configuration	Full Metal Shell
Connector & Housing Type	Receptacle
Connector System	Cable-to-Board
Connector & Contact Terminates To	Printed Circuit Board

Configuration Features

PCB Mount Orientation	Right Angle
Number of Rows	2
Number of Positions	68

Body Features

Assembly Process Feature Material	Brass
Insert Material	Thermoplastic
Shell Plating Material	Nickel over Copper
Primary Product Color	Black
Connector Profile	Low

Contact Features

Contact Underplating Material	Nickel
Contact Mating Area Plating Material Thickness	.76 µm
Contact Mating Area Plating Material	Gold (Au)
Contact Base Material	Phosphor Bronze



PCB Contact Termination Area Plating Material	Tin-Lead
Contact Current Rating (Max)	1.5 A
Contact Options	Installed

Termination Features

Rectangular Termination Post & Tail Width	.3 mm[.011 in]
Rectangular Termination Post & Tail Thickness	.25 mm[.01 in]
Termination Post & Tail Length	3.56 mm[.14 in]

Mechanical Attachment

Mating Retention Type	Screwlocks
PCB Mount Retention	With
Mounting Hole Diameter	2.25 mm
Mating Retention	With
PCB Mount Retention Type	Retention Leg
PCB Mount Alignment	Without
Assembly Process Feature Plating Material	Tin-Lead
Connector Mounting Type	Board Mount

Housing Features

Housing Material	Thermoplastic
Shell Material	Carbon Steel
Centerline (Pitch)	.8 mm[.031 in]

Dimensions

Row-to-Row Spacing	1.15 mm[.045 in]
PCB Thickness (Recommended)	2.35 mm

Usage Conditions

Operating Temperature Range	-55 – 85 °C[-67 – 185 °F]
-----------------------------	---------------------------

Operation/Application

Shielded	Yes
Circuit Application	Signal

Industry Standards

UL Flammability Rating	UL 94V-0
------------------------	----------

Packaging Features

Packaging Quantity	32
--------------------	----



Packaging Method	Tray
------------------	------

Product Compliance

For compliance documentation, visit the product page on TE.com>

EU RoHS Directive 2011/65/EU	Not Compliant
EU ELV Directive 2000/53/EC	Compliant with Exemptions
China RoHS 2 Directive MIIT Order No 32, 2016	Restricted Materials Above Threshold
EU REACH Regulation (EC) No. 1907/2006	Current ECHA Candidate List: JAN 2025 (247) Candidate List Declared Against: JUNE 2024 (241) SVHC > Threshold: Pb (13% in Component Part) Article Safe Usage Statements: Do not eat, drink or smoke when using this product. Wash thoroughly after handling. Recycle if possible and dispose of the article by following all applicable governmental regulations relevant to your geographic location.
Halogen Content	Low Bromine/Chlorine - Br and Cl < 900 ppm per homogenous material. Also BFR /CFR/PVC Free
Solder Process Capability	Reflow solder capable to 260°C

Product Compliance Disclaimer

This information is provided based on reasonable inquiry of our suppliers and represents our current actual knowledge based on the information they provided. This information is subject to change. The part numbers that TE has identified as EU RoHS compliant have a maximum concentration of 0.1% by weight in homogenous materials for lead, hexavalent chromium, mercury, PBB, PBDE, DBP, BBP, DEHP, DIBP, and 0.01% for cadmium, or qualify for an exemption to these limits as defined in the Annexes of Directive 2011/65/EU (RoHS2). Finished electrical and electronic equipment products will be CE marked as required by Directive 2011/65/EU. Components may not be CE marked. Additionally, the part numbers that TE has identified as EU ELV compliant have a maximum concentration of 0.1% by weight in homogenous materials for lead, hexavalent chromium, and mercury, and 0.01% for cadmium, or qualify for an exemption to these limits as defined in the Annexes of Directive 2000/53/EC (ELV). Regarding the REACH Regulation, the information TE provides on SVHC in articles for this part number is based on the latest European Chemicals Agency (ECHA) 'Guidance on requirements for substances in articles' posted at this URL: <https://echa.europa.eu/guidance-documents/guidance-on-reach>

Also in the Series | CHAMP .8 mm Connector

Connector Backshells(5)

Connector Hardware(2)

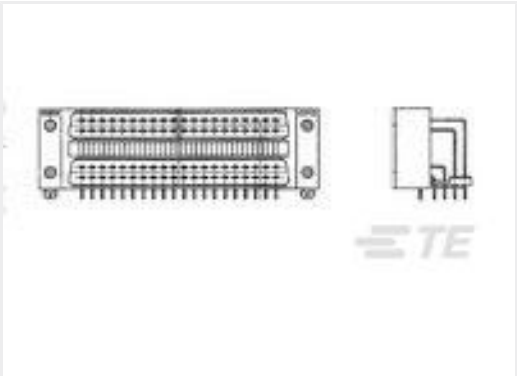
IDC D-Sub Connectors(3)

Panel Mount D-Sub Connectors(4)



PCB D-Sub Connectors(10)

Customers Also Bought



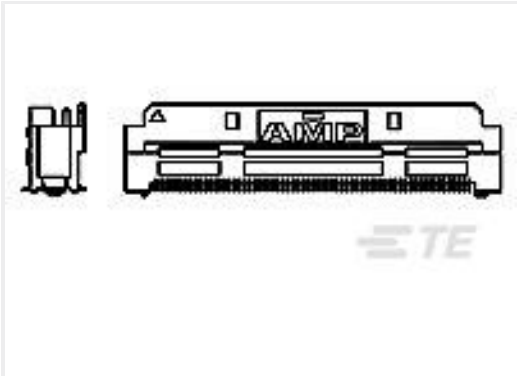
TE Part #900412-2
PC I/O RETENTION LEG ASSY 80P



TE Part #1-2349815-2
D3950 REC 8POSN. 1ROW X KEY MARKED




TE Part #ASA021N00210235000
623 PLUG



TE Part #1123677-1
Z-STACK TYPE F16 ASSY 130P



TE Part #5176371-4
VERT RCPT ASSY,100POS,CHAMP050



TE Part #2309223-1
RITS CONN.HDR ASSY 4ROW 4P THR W TAPE



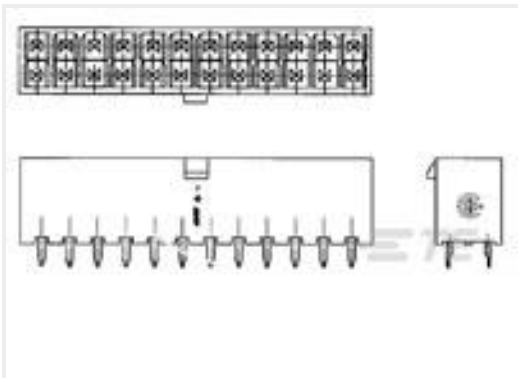
TE Part #2229093-1
MOD JACK ASSEMBLY V-TYPE H=21.7mm



TE Part #1-1871673-3
DYNAMIC 1200D HDR ASSY H 6P BLACK TIN



TE Part #1473226-1
SOCKET WITH RING MINI U-M-N-L



TE Part #2-1586038-2
22P VRT HDR VAL-U-LOK V0

Documents

CAD Files

3D PDF

3D

Customer View Model

ENG_CVM_CVM_1364973-2_J.2d_dxf.zip

English

Customer View Model

ENG_CVM_CVM_1364973-2_J.3d_igs.zip



English

Customer View Model

[ENG_CVM_CVM_1364973-2_J.3d_stp.zip](#)

English

By downloading the CAD file I accept and agree to the [Terms and Conditions](#) of use.

Product Specifications

[Application Specification](#)

English