




Connectors > PCB Connectors > Board-to-Board Connectors > PC/104 Connectors



Number of Positions: **104**

Centerline (Pitch): **2.54 mm [.1 in]**

Number of Loaded Positions: **102**

Contact Current Rating (Max): **3 A**

Features

Product Type Features

Connector & Contact Terminates To	Printed Circuit Board
Connector System	Board-to-Board

Configuration Features

Stacking Configuration	Stack Through
Number of Positions	104
Number of Loaded Positions	102

Electrical Characteristics

Insulation Resistance	1000 MΩ
Dielectric Withstanding Voltage (Max)	500 VAC

Body Features

Primary Product Color	Black
-----------------------	-------

Contact Features

Contact Mating Area Plating Material	Gold (Au)
Contact Base Material	Phosphor Bronze
Contact Current Rating (Max)	3 A

Termination Features

Termination Method to PCB	Through Hole - Press-Fit
Termination Post & Tail Length	12.27 mm[.483 in]

Mechanical Attachment

--	--



Connector Mounting Type	Board Mount
PCB Mount Retention Type	Action/Compliant Tail

Housing Features

Housing Material	Nylon
Centerline (Pitch)	2.54 mm[.1 in]

Usage Conditions

Operating Temperature Range	-55 – 105 °C[-67 – 221 °F]
-----------------------------	----------------------------

Operation/Application

Circuit Application	Signal
---------------------	--------

Industry Standards

UL Flammability Rating	UL 94V-0
------------------------	----------

Product Compliance

For compliance documentation, visit the product page on TE.com>

EU RoHS Directive 2011/65/EU	Compliant
EU ELV Directive 2000/53/EC	Compliant
China RoHS 2 Directive MIIT Order No 32, 2016	No Restricted Materials Above Threshold
EU REACH Regulation (EC) No. 1907/2006	Current ECHA Candidate List: JAN 2025 (247) Candidate List Declared Against: JAN 2025 (247) Does not contain REACH SVHC
Halogen Content	Not Low Halogen - contains Br or Cl > 900 ppm.
Solder Process Capability	Not applicable for solder process capability

Product Compliance Disclaimer


This information is provided based on reasonable inquiry of our suppliers and represents our current actual knowledge based on the information they provided. This information is subject to change. The part numbers that TE has identified as EU RoHS compliant have a maximum concentration of 0.1% by weight in homogenous materials for lead, hexavalent chromium, mercury, PBB, PBDE, DBP, BBP, DEHP, DIBP, and 0.01% for cadmium, or qualify for an exemption to these limits as defined in the Annexes of Directive 2011/65/EU (RoHS2). Finished electrical and electronic equipment products will be CE marked as required by Directive 2011/65/EU. Components may not be CE marked. Additionally, the part numbers that TE has identified as EU ELV compliant have a maximum concentration of 0.1% by weight in homogenous materials for lead, hexavalent chromium, and mercury, and 0.01% for cadmium, or qualify for an exemption to these limits as defined in the Annexes of Directive 2000/53/EC (ELV). Regarding the REACH Regulation, the information TE provides on SVHC in articles for this part number is based on the latest European Chemicals Agency (ECHA) 'Guidance on requirements for substances in articles' posted at this URL: <https://echa.europa.eu/guidance-documents/guidance-on-reach>



Compatible Parts




TE Part # 1375795-2
PC104 ASY STKTHRU UNKEYED

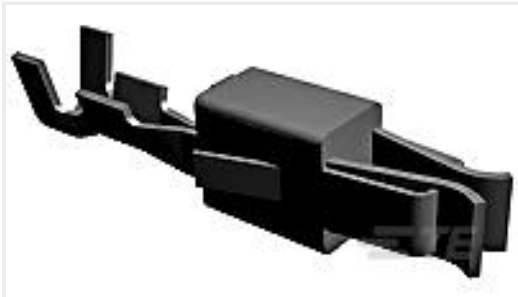


TE Part # 1375795-1
ASSY, 64/40 POS PC104


Customers Also Bought




TE Part #3-641216-5
05P MTA100 HDR ASSY FL/RA LF



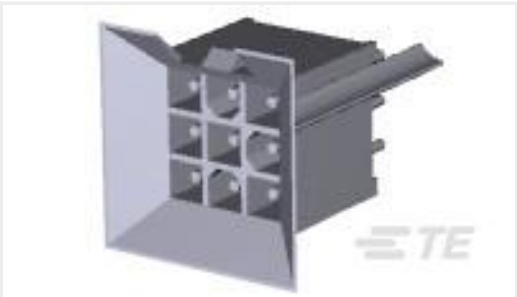
TE Part #1-927771-1
JPT REC 2.8 Contact SRC Au




TE Part #1375799-1
ASSY, 120 POS PC104 PLUS




TE Part #1375801-1
SHROUD, 120 POS PC104 PLUS




TE Part #1-794130-1
09P MINI UMNL HDR ASSY BLMT LF




TE Part #2132189-6
6P SL156 HSG W/LCK RMP, TABS & RTNR




TE Part #1658859-2
SFP 2X1 CAGE & LIGHT PIPE KIT



TE Part #171826-4
POST HEADER ASSY HORIZONTAL EI



TE Part #1571983-1
GDH02S04=DIP SWITCH



TE Part #413990-2
STR JACK,SMB,PCB

Documents

Product Drawings
PC104 ASY STKTHRU UNKEYED

English

CAD Files
3D PDF

English



Customer View Model

[ENG_CVM_1375795-5_H.2d_dxf.zip](#)

English

Customer View Model

[ENG_CVM_1375795-5_H.3d_igs.zip](#)

English

Customer View Model

[ENG_CVM_1375795-5_H.3d_stp.zip](#)

English

By downloading the CAD file I accept and agree to the [Terms and Conditions](#) of use.

Product Specifications

[Application Specification](#)

English

Agency Approvals

[UL Report](#)

English