

T92S7A22-208

✓ ACTIVE

Potter & Brumfield

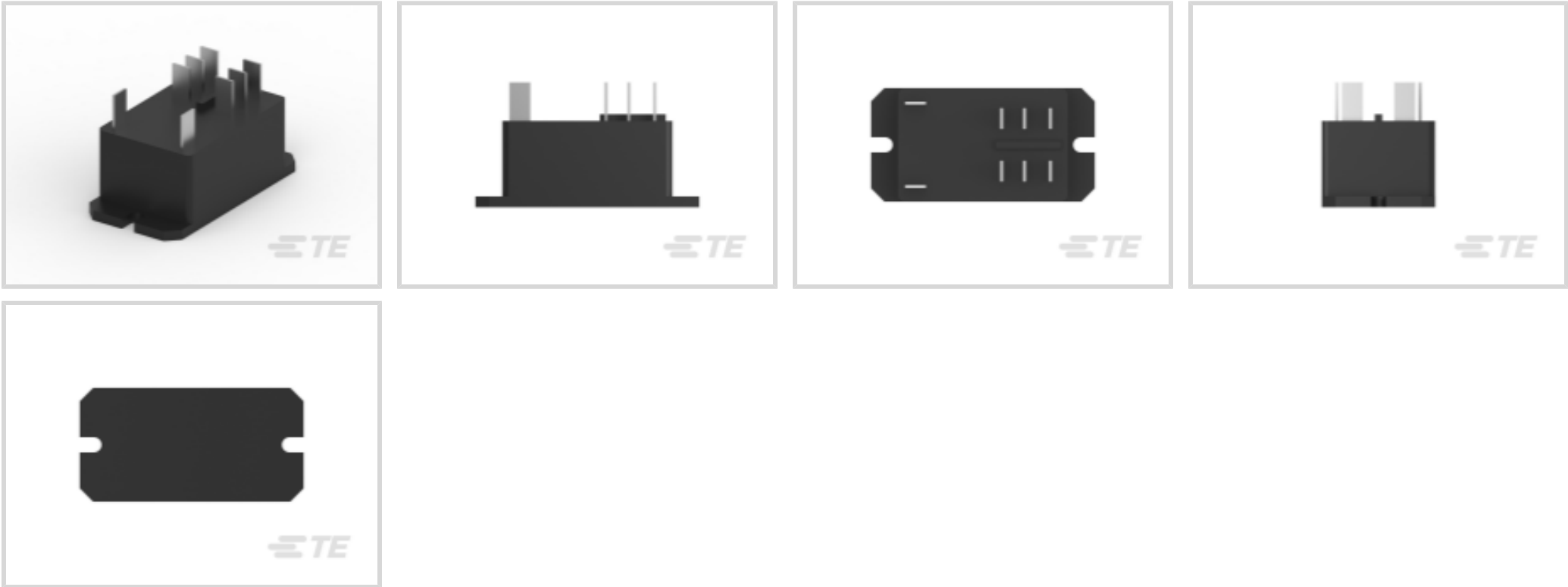
TE Internal #: 1393212-3

General Purpose Power Relay, AC, Monostable, 2 Form A DPST-NO, 30 A Contact Rating, 208 VAC Coil Voltage, 277 VAC Contact Voltage, Panel Mount

[View on TE.com >](#)



Relays & Contactors > Electromechanical Relays



Relay & Contactor Type: **General Purpose Power Relay**

Current Type: **AC**

Coil Magnetic System: **Monostable**

Contact Arrangement: **2 Form A DPST-NO**

Contact Current Rating: **30 A**

Features

Product Type Features

Relay & Contactor Type	General Purpose Power Relay
------------------------	-----------------------------

Configuration Features

Contact Number of Poles	2
Coil Special Features	UL Coil Insulation Class F
Contact Arrangement	2 Form A DPST-NO

Electrical Characteristics

Contact Limiting Short-Time Current	30 A
Contact Limiting Making Current	40 A
Contact Limiting Continuous Current	40 A
Contact Limiting Breaking Current	40 A
Insulation Initial Dielectric Between Open Contacts	1500 Vrms
Insulation Initial Dielectric Between Adjacent Contacts	2000 Vrms
Contact Switching Voltage (Max)	600 VAC
Contact Switching Load (Min)	500mA @ 12V



Coil Resistance	2556.9 – 3125.1 Ω
Coil Power Rating AC	4 VA
Insulation Initial Resistance	1000 M Ω
Contact Current Rating	30 A
Coil Voltage Rating	208 VAC
Contact Voltage Rating	277 VAC
Insulation Initial Dielectric Between Contacts & Coil	4000 Vrms

Body Features

Product Weight	82.5 g[2.91 oz]
Primary Product Color	Black
Enclosure Type	Flux Resistant Automatic Solder Capable

Contact Features

Contact Material	Silver Cadmium Oxide
------------------	----------------------

Termination Features

Main Termination & Connection Type	Quick Connect Terminals
Coil Termination & Connection Type	Quick Connect Terminals

Mechanical Attachment

Product Mounting Feature Type	Flange with Mounting Slots
Product Mount Type	Panel Mount

Dimensions

Insulation Clearance Between Contact & Coil	8 mm[.315 in]
Insulation Creepage Between Contact & Coil	9.5 mm[.374 in]
Product Width	34.54 mm[1.36 in]
Product Length	68.58 mm[2.7 in]
Product Height	26.42 mm[1.04 in]

Usage Conditions

Operating Temperature Range	-55 – 65 $^{\circ}\text{C}$ [-67 – 149 $^{\circ}\text{F}$]
Environmental Category of Protection	RTII
Environmental Ambient Temperature (Max)	65 $^{\circ}\text{C}$ [149 $^{\circ}\text{F}$]

Operation/Application

Current Type	AC
Coil Magnetic System	Monostable



Packaging Features

Packaging Method	Tray
------------------	------

Other

Contact Current Class	20 – 30 A
Environmental Ambient Temperature Class	50 – 70 °C
Height Class (Mechanical)	30 – 40 mm
Length Class (Mechanical)	60 – 70 mm
Width Class (Mechanical)	30 – 40 mm

Product Compliance

For compliance documentation, visit the product page on TE.com>

EU RoHS Directive 2011/65/EU	Compliant with Exemptions
EU ELV Directive 2000/53/EC	Not Yet Reviewed
China RoHS 2 Directive MIIT Order No 32, 2016	Restricted Materials Above Threshold
EU REACH Regulation (EC) No. 1907/2006	Current ECHA Candidate List: JAN 2025 (247) Candidate List Declared Against: JAN 2025 (247) SVHC > Threshold: Cd (100% in Component Part) Cadmium oxide (4.57% in 4811234) Article Safe Usage Statements: Use personal protective equipment as required. Do not eat, drink or smoke when using this product. Recycle if possible and dispose of the article by following all applicable governmental regulations relevant to your geographic location.
Halogen Content	Not Low Halogen - contains Br or Cl > 900 ppm.
Solder Process Capability	Wave solder capable to 260°C

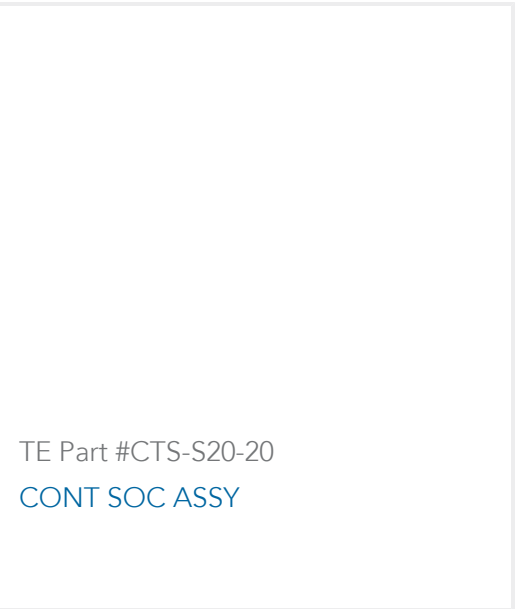
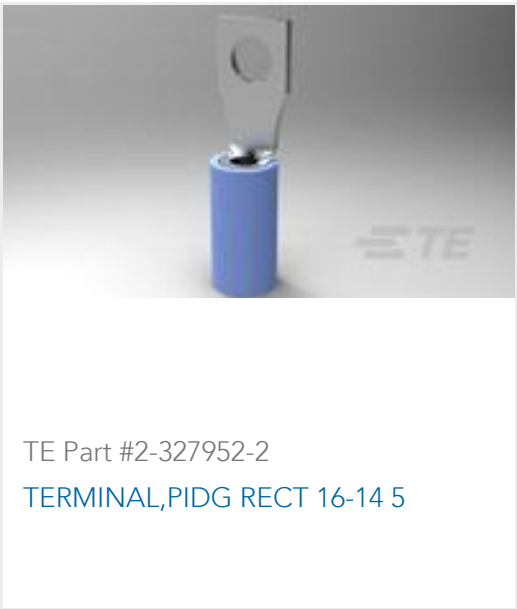
Product Compliance Disclaimer

This information is provided based on reasonable inquiry of our suppliers and represents our current actual knowledge based on the information they provided. This information is subject to change. The part numbers that TE has identified as EU RoHS compliant have a maximum concentration of 0.1% by weight in homogenous materials for lead, hexavalent chromium, mercury, PBB, PBDE, DBP, BBP, DEHP, DIBP, and 0.01% for cadmium, or qualify for an exemption to these limits as defined in the Annexes of Directive 2011/65/EU (RoHS2). Finished electrical and electronic equipment products will be CE marked as required by Directive 2011/65/EU. Components may not be CE marked. Additionally, the part numbers that TE has identified as EU ELV compliant have a maximum concentration of 0.1% by weight in homogenous materials for lead, hexavalent chromium, and mercury, and 0.01% for cadmium, or qualify for an exemption to these limits as defined in the Annexes of Directive 2000/53/EC (ELV). Regarding the REACH Regulation, the information TE provides on SVHC in articles for this part number is based on the latest European Chemicals Agency (ECHA) ‘Guidance on requirements for substances in articles’ posted at this URL: <https://echa.europa.eu/guidance-documents/guidance-on-reach>

Compatible Parts



Customers Also Bought



Documents

CAD Files

3D PDF

3D

Customer View Model

[ENG_CVM_CVM_1393212-3_F.2d_dxf.zip](#)

English

Customer View Model

[ENG_CVM_CVM_1393212-3_F.3d_igs.zip](#)

English



Customer View Model

[ENG_CVM_CVM_1393212-3_F.3d_stp.zip](#)

English

By downloading the CAD file I accept and agree to the [Terms and Conditions](#) of use.

Datasheets & Catalog Pages

[T92 Two-Pole, 30 Amp, PC Board or Panel Mount Relay](#)

English

Product Specifications

[Definitions General Purpose Relays](#)

English

Agency Approvals

[CQC_CERT_16002142753_C1](#)

English