

1393366-1 ✓ ACTIVE

AMP | [Get .64 Connector System](#)

TE Internal #: 1393366-1

Receptacle Terminal, 20 – 18 AWG, .5 – .75 mm² Wire, 1 mm [.039 in] Tab Width, Tin (Sn), .64 mm [.025 in] Tab Thickness, Get .64 Connector System

[View on TE.com >](#)



Terminals & Splices > Automotive Terminals > GET .64 CONNECTOR SYSTEM, RECEPT AND TAB



Terminal Type: **Receptacle**

Wire Size: **20 – 18 AWG**

Mating Tab Width: **1 mm [.039 in]**

Interface Plating: **Tin (Sn)**

[All GET .64 CONNECTOR SYSTEM, RECEPT AND TAB \(24\)](#)

Features

Product Type Features

Receptacle Style	180°
Primary Locking Feature	Clean Body
Sealable	No

Contact Features

Typical Current Rating	11 A
Crimp Type	F-Crimp
Contact Size	.64mm
Contact Fabrication	Stamped & Formed
Wire Contact Termination Area Plating Material	Tin
Terminal Type	Receptacle
Mating Tab Width	1 mm [.039 in]
Interface Plating	Tin (Sn)
Mating Tab Thickness	.64 mm [.025 in]

Termination Features

Termination Method to Wire & Cable	Crimp
Product Terminates To	Wire

Dimensions



Compatible Insulation Diameter Range	1.6 – 1.9 mm [.055 – .081 in]
Wire Size	20 – 18 AWG
Wire Size Search	.5 mm ² , .6 mm ² , .75 mm ²

Usage Conditions

Insulation Option	Uninsulated
Operating Temperature (Max)	125 °C [212 °F]
Operating Temperature Range	-40 – 125 °C [-40 – 257 °F]

Operation/Application

Compatible With Wire Base Material	Copper
------------------------------------	--------

Packaging Features

Packaging Method	Reel
Packaging Quantity	10000

Other

Terminal Transmits	0 – 24 A (Low Power)
--------------------	----------------------

Product Compliance

[For compliance documentation, visit the product page on TE.com>](#)

















EU RoHS Directive 2011/65/EU	Compliant
EU ELV Directive 2000/53/EC	Compliant
China RoHS 2 Directive MIIT Order No 32, 2016	No Restricted Materials Above Threshold
EU REACH Regulation (EC) No. 1907/2006	Current ECHA Candidate List: JAN 2025 (247) Candidate List Declared Against: JAN 2025 (247) Does not contain REACH SVHC
Halogen Content	Low Halogen - Br, Cl, F, I < 900 ppm per homogenous material. Also BFR/CFR/PVC Free
Solder Process Capability	Not applicable for solder process capability

Product Compliance Disclaimer

This information is provided based on reasonable inquiry of our suppliers and represents our current actual knowledge based on the information they provided. This information is subject to change. The part numbers that TE has identified as EU RoHS compliant have a maximum concentration of 0.1% by weight in homogenous materials for lead, hexavalent chromium, mercury, PBB, PBDE, DBP, BBP, DEHP, DIBP, and 0.01% for cadmium, or qualify for an exemption to these limits as defined in the Annexes of Directive 2011/65/EU (RoHS2). Finished electrical and electronic equipment products will be CE marked as required by Directive 2011/65/EU. Components may not be CE marked. Additionally, the part numbers that TE has identified as EU ELV compliant have a maximum concentration of 0.1% by weight in homogenous

materials for lead, hexavalent chromium, and mercury, and 0.01% for cadmium, or qualify for an exemption to these limits as defined in the Annexes of Directive 2000/53/EC (ELV). Regarding the REACH Regulation, the information TE provides on SVHC in articles for this part number is based on the latest European Chemicals Agency (ECHA) 'Guidance on requirements for substances in articles' posted at this URL: <https://echa.europa.eu/guidance-documents/guidance-on-reach>

Compatible Parts

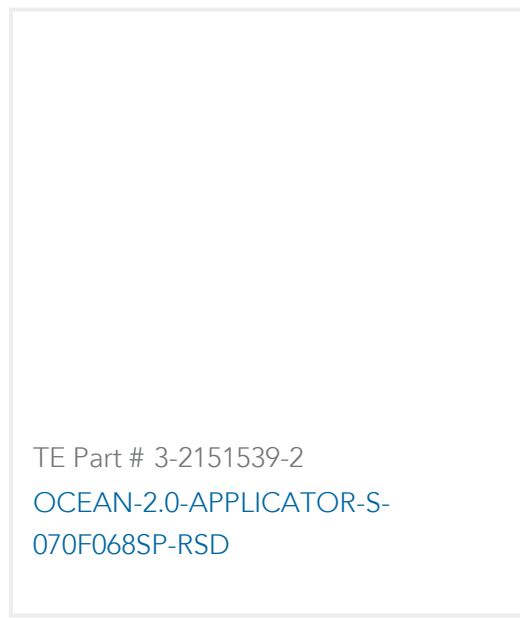
 <p>TE Part # 8-1924783-7 GET 50 WAY HARNESS ASSY, KEY B</p>	 <p>TE Part # 1-1411001-8 8POS,GET 0.64,REC HSG ASSY,SLD</p>	 <p>KIT REPRESENTATION ONLY</p> <p>TE Part # 7-2151539-7 OCEAN_2.0_SPARE_PART_KIT-070F068SP</p>	 <p>REPRESENTATION ONLY. DIE SET MAY VARY. TE</p> <p>TE Part # 2391481-1 SDE F GET 18-20AWG 0.5-0.75mm2 ASSY</p>
 <p>TE Part # 2278398-1 3WAY GET 0.64 SEAL PLUG</p>	 <p>TE Part # CAT-G3353-T273 GET .64 CONNECTOR SYSTEM, RECEPT AND TAB</p>	 <p>TE Part # 2305570-1 Strip Terminal Cutter-Side Feed-No Crimp</p>	 <p>TE Part # 1-1411001-7 8POS,GET 0.64,REC HSG ASSY,SLD</p>
 <p>TE Part # 2391481-2 SDE F GET 18-20AWG 0.5-0.75mm2 DIE SET</p>	 <p>TE Part # 2272431-3 1X6 GET UNSLD SIDE LATCH PLUG, KEY C</p>	 <p>TE Part # 2203663-6 2X9 SEALED PLUG ASSY KEY B</p>	 <p>TE Part # 2-1456570-4 SUB-ASSY,PLUG,2.8/6.3,38 WAY,ABS</p>
 <p>TE Part # 2-1411001-0 2X4 SLD PLUG ASSY KEY B W/CPA</p>	 <p>TE Part # 2-1456570-3 SUB-ASSY,PLUG,2.8/6.3,38 WAY,ABS</p>	 <p>TE Part # 1411001-7 2x4 SEALED HARN ASSY W/O CPA</p>	 <p>TE Part # 1456570-6 SUB-ASSY,PLUG,2.8/6.3,38 WAY,ABS</p>



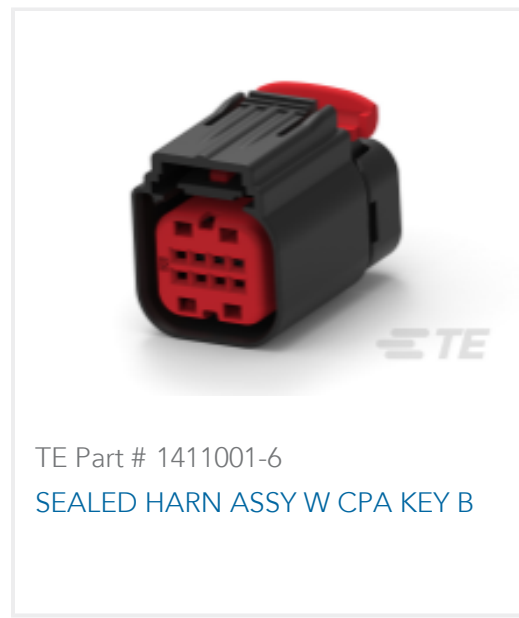
TE Part # 1-1456570-6
SUB-ASSY, PLUG, 2.8/6.3, 38 WAY, ABS



TE Part # 1456570-8
SUB-ASSY, PLUG, 2.8/6.3, 38 WAY, ABS




TE Part # 3-2151539-2
OCEAN-2.0-APPLICATOR-S-070F068SP-RSD




TE Part # 1411001-6
SEALED HARN ASSY W CPA KEY B

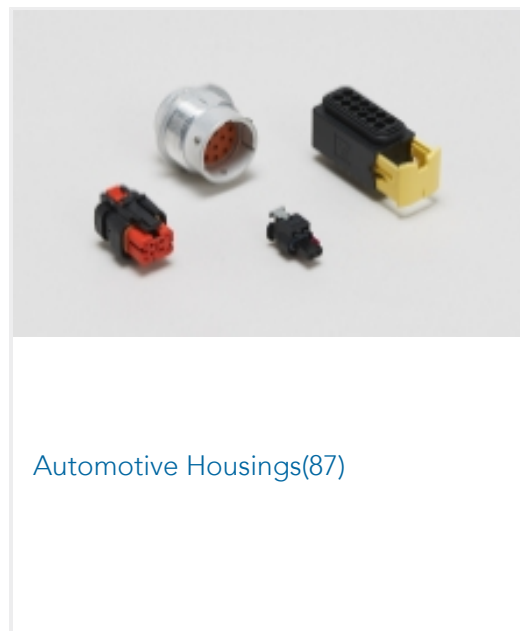
Also in the Series | **Get .64 Connector System**



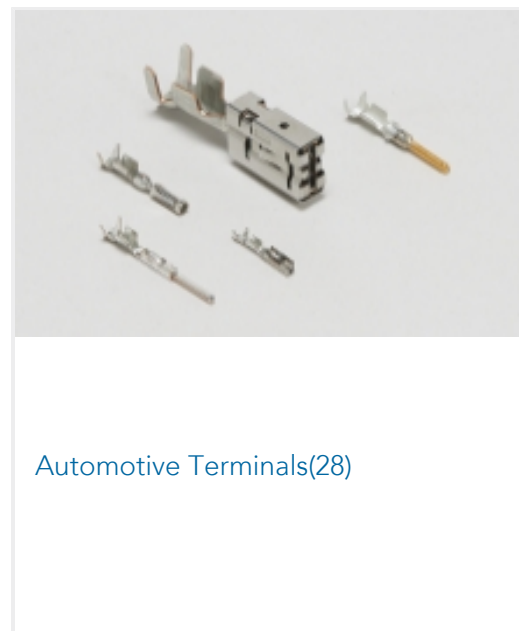
Automotive Connector Caps & Covers (5)



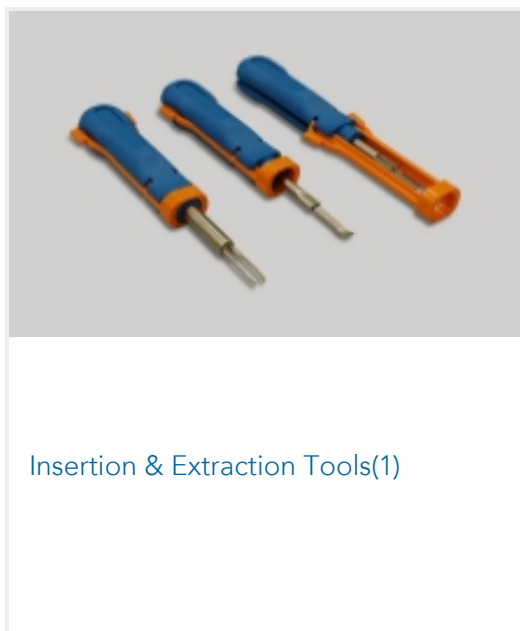
Automotive Headers(3)



Automotive Housings(87)



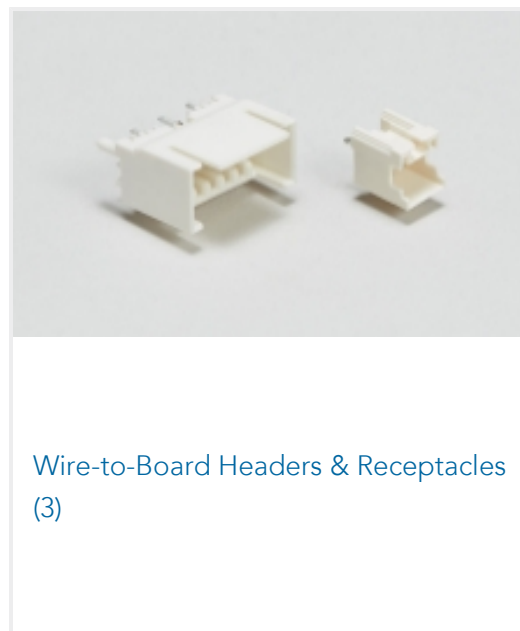
Automotive Terminals(28)



Insertion & Extraction Tools(1)



PCB Headers & Receptacles(3)



Wire-to-Board Headers & Receptacles (3)

Customers Also Bought



TE Part #1703727-1
2POS,JPT,HOUSING,ASSY,BK



TE Part #CAT-G3353-CH8172
GET .64 CONNECTOR SYSTEM,
CONNECTOR HSG



TE Part #E23467-000
ATFC0311-20-9



TE Part #1-1419168-1
MARKET 1X6 FEMALE SEALED



TE Part #1456989-1
2x8 Fem unsealed LP assy Key A



TE Part #2-1419158-5
GET MALE TERM, B, SN, REREEL



TE Part #638394-5
ASSY, 12P PLUG "A" KEY, W/CPA



Documents

Product Drawings

[V23540X7000Y 21=GET-FEM TERM S](#)

English

[V23540X7000Y 21=GET-FEM TERM S](#)

English

[V23540X7000Y 21=GET-FEM TERM S](#)

English

CAD Files

[3D PDF](#)

3D

Customer View Model

[ENG_CVM_CVM_1393366-1_B.2d_dxf.zip](#)

English

Customer View Model

[ENG_CVM_CVM_1393366-1_B.3d_igs.zip](#)

English

Customer View Model

[ENG_CVM_CVM_1393366-1_B.3d_stp.zip](#)

English

By downloading the CAD file I accept and agree to the [Terms and Conditions](#) of use.

Datasheets & Catalog Pages

[GET 0.64 Interconnection System](#)

English

Product Specifications

[Application Specification](#)

English

[Application Specification](#)

German

[Application Specification](#)

English

Instruction Sheets

[UNSEALED GET/MCP 81/40 SLIDER LEVER TYPE CONNECTOR](#)

Japanese

[Instruction Sheet \(non U.S.\)](#)

Japanese