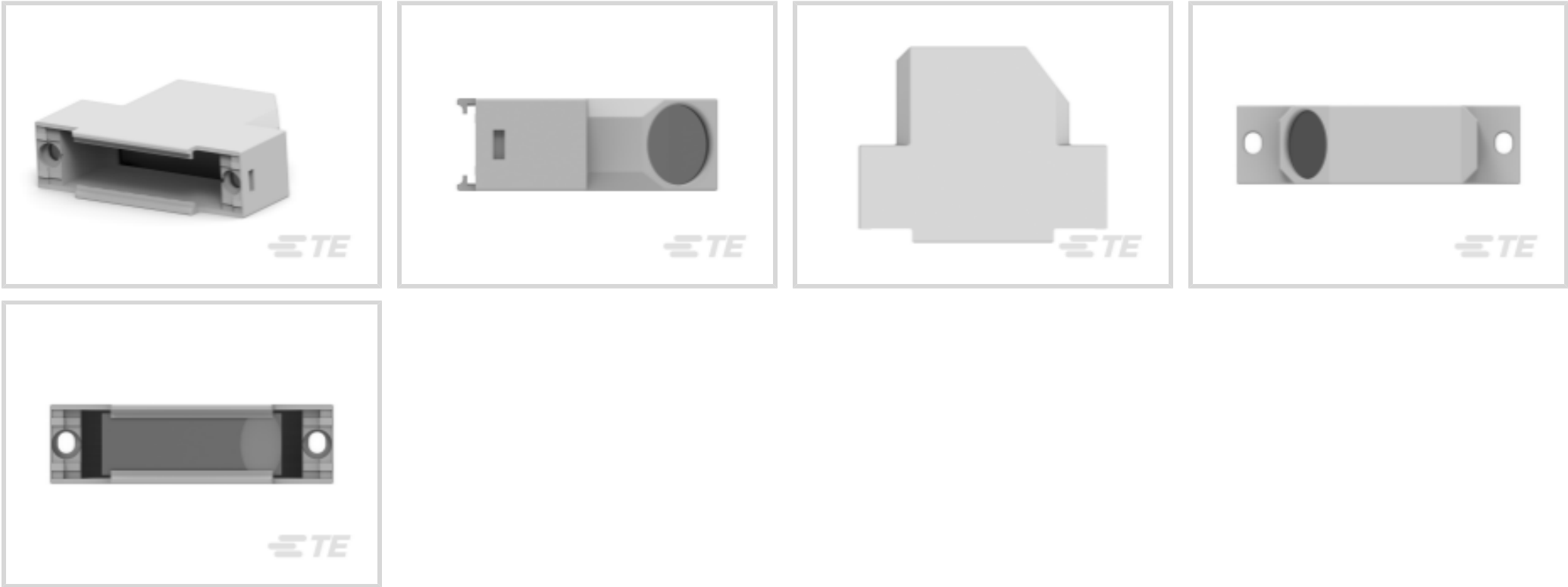




Connectors > Connector Accessories > Connector Strain Relief



Strain Relief Accessory Type: **Cable Clamp Kit**

Primary Product Material: **Thermoplastic**

Primary Product Color: **Gray**

Compatible With Connector Shell Size: **3**

Shielded: **Yes**

Features

Product Type Features

Strain Relief Accessory Type	Cable Clamp Kit
------------------------------	-----------------

Configuration Features

Number of Positions	25
---------------------	----

Body Features

Primary Product Plating Material	Nickel over Copper
Cable Exit Angle	37.5°
Primary Product Material	Thermoplastic
Primary Product Color	Gray

Mechanical Attachment

Thread Size	14702
-------------	-------

Housing Features

Compatible With Connector Shape	D-Shaped
Body Orientation	Straight

Dimensions

--	--



Compatible Insulation Diameter Range	5 – 11 mm[.197 – .433 in]
--------------------------------------	---------------------------

Operation/Application

Compatible With Connector Shell Size	3
Shielded	Yes

Packaging Features

Packaging Method	Box & Tray, Tray
Packaging Quantity	15

Product Compliance

For compliance documentation, visit the product page on TE.com>

EU RoHS Directive 2011/65/EU	Compliant
EU ELV Directive 2000/53/EC	Compliant
China RoHS 2 Directive MIIT Order No 32, 2016	No Restricted Materials Above Threshold
EU REACH Regulation (EC) No. 1907/2006	Current ECHA Candidate List: JAN 2025 (247) Candidate List Declared Against: JAN 2023 (233) SVHC > Threshold: Perfluorobutane sulfonic acid (PFBS) and its salts (.16% in Component part) Article Safe Usage Statements: Do not eat, drink or smoke when using this product. Wash thoroughly after handling. Recycle if possible and dispose of the article by following all applicable governmental regulations relevant to your geographic location.
Halogen Content	Low Halogen - Br, Cl, F, I < 900 ppm per homogenous material. Also BFR/CFR/PVC Free
Solder Process Capability	Not applicable for solder process capability

Product Compliance Disclaimer

This information is provided based on reasonable inquiry of our suppliers and represents our current actual knowledge based on the information they provided. This information is subject to change. The part numbers that TE has identified as EU RoHS compliant have a maximum concentration of 0.1% by weight in homogenous materials for lead, hexavalent chromium, mercury, PBB, PBDE, DBP, BBP, DEHP, DIBP, and 0.01% for cadmium, or qualify for an exemption to these limits as defined in the Annexes of Directive 2011/65/EU (RoHS2). Finished electrical and electronic equipment products will be CE marked as required by Directive 2011/65/EU. Components may not be CE marked. Additionally, the part numbers that TE has identified as EU ELV compliant have a maximum concentration of 0.1% by weight in homogenous materials for lead, hexavalent chromium, and mercury, and 0.01% for cadmium, or qualify for an exemption to these limits as defined in the Annexes of Directive 2000/53/EC (ELV). Regarding the REACH Regulation, the information TE provides on SVHC in articles for this part number is based on the latest European Chemicals Agency (ECHA) ‘Guidance on requirements for substances in articles’ posted at this URL: <https://echa.europa.eu/guidance-documents/guidance-on-reach>

Customers Also Bought



TE Part #1-66506-0
PIN CONTACT, 20 DF



TE Part #T4111011041-000
M12 M, 4P GOLD A_CODE S SHIELDED PG7



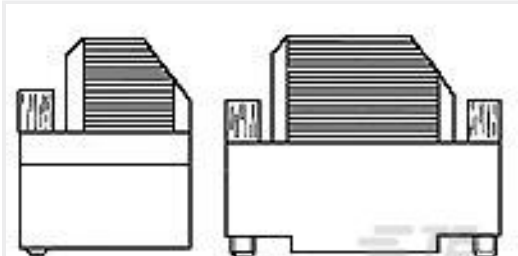
TE Part #207463-1
CRIMP SNAP RCPT ASSY,SZ 3



TE Part #5745563-3
HD KIT,SCREWLOCK



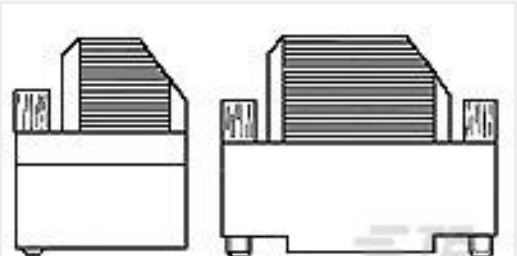
TE Part #4-1393483-8
V42254A1115C215=SUB D STIFTLEI



TE Part #1393738-2
V42254A6000G115=SUB D GEHAEUSE



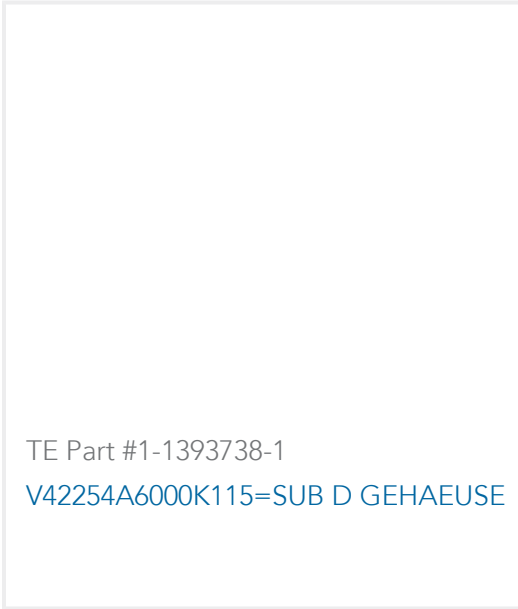
TE Part #3-1393483-8
V42254A1115B209=SUB D FEDERLEI



TE Part #1-1393738-0
V42254A6000K109=SUB D GEHAEUSE



TE Part #AGA110M04001215000
623 RECEPTACLE ANGLED ROTATABLE



TE Part #1-1393738-1
V42254A6000K115=SUB D GEHAEUSE

Documents

Product Drawings

V42254A6000G125=SUB D GEHAEUSE

English

CAD Files

3D PDF

3D

Customer View Model

ENG_CVM_CVM_1393738-3_B.2d_dxf.zip

English

Customer View Model

ENG_CVM_CVM_1393738-3_B.3d_igs.zip

English

Customer View Model

ENG_CVM_CVM_1393738-3_B.3d_stp.zip

English

By downloading the CAD file I accept and agree to the [Terms and Conditions](#) of use.

Instruction Sheets



[mounting guideline for d-Sub housings](#)

English

[Instruction Sheet \(U.S.\)](#)

English