

R10-E2P4-V700

! PENDING OBSOLESCENCE

Potter & Brumfield | Potter & Brumfield R10

TE Internal #: 1393767-4

TE Internal Description: R10-E2P4-V700=R10

[View on TE.com >](#)



Relays & Contactors > Electromechanical Relays



Relay & Contactor Type: **General Purpose Signal Relay**

Current Type: **DC**

Coil Magnetic System: **Monostable**

Contact Arrangement: **4 Form C 4PDT-CO**

Contact Current Rating: **3 A**

Features

Product Type Features

Relay & Contactor Type	General Purpose Signal Relay
------------------------	------------------------------

Configuration Features

Contact Special Features	Bifurcated/Twin Contacts
Contact Number of Poles	4
Coil Special Features	Sensitive Version
Contact Arrangement	4 Form C 4PDT-CO

Electrical Characteristics

Contact Limiting Short-Time Current	3 A
Contact Limiting Making Current	3 A
Contact Limiting Continuous Current	3 A
Contact Limiting Breaking Current	3 A
Insulation Initial Dielectric Between Open Contacts	500 Vrms
Insulation Initial Dielectric Between Adjacent Contacts	1000 Vrms
Contact Switching Load (Min)	1mA @ 5V
Coil Resistance	700 Ω
Insulation Initial Resistance	10000 MΩ
Contact Current Rating	3 A
Coil Voltage Rating	24 VDC
Contact Voltage Rating	120 VAC
Coil Power Rating DC	.9 W



Insulation Initial Dielectric Between Contacts & Coil	1000 Vrms
Body Features	
Product Weight	40 g[1.41 oz]
Enclosure Type	Dust Protected
Contact Features	
Contact Plating Material	Gold
Contact Material	Ag
Termination Features	
Main Termination & Connection Type	Solder Pins
Coil Termination & Connection Type	Solder Pins
Mechanical Attachment	
Product Mount Type	Board Mount
Dimensions	
Product Width	18.66 mm[.734 in]
Product Length	24.13 mm[.95 in]
Product Height	29.97 mm[1.17 in]
Usage Conditions	
Operating Temperature Range	-55 – 75 °C[-67 – 167 °F]
Environmental Category of Protection	RTI
Environmental Ambient Temperature (Max)	75 °C[167 °F]
Operation/Application	
Current Type	DC
Coil Magnetic System	Monostable
Packaging Features	
Packaging Method	Package
Other	
Coil Power Rating Class	.8 – 1 W
Contact Current Class	16 A
Environmental Ambient Temperature Class	70 – 85 °C
Height Class (Mechanical)	30 – 40 mm
Length Class (Mechanical)	20 – 25 mm



Width Class (Mechanical)

16 – 20 mm

Product Compliance

For compliance documentation, visit the product page on TE.com>

EU RoHS Directive 2011/65/EU	Compliant with Exemptions
EU ELV Directive 2000/53/EC	Compliant with Exemptions
China RoHS 2 Directive MIIT Order No 32, 2016	Restricted Materials Above Threshold
EU REACH Regulation (EC) No. 1907/2006	Current ECHA Candidate List: JAN 2025 (247) Candidate List Declared Against: JAN 2025 (247) SVHC > Threshold: Pb (3.7% in 74019106) <b>Article Safe Usage Statements:</b> Do not eat, drink or smoke when using this product. Wash thoroughly after handling. Recycle if possible and dispose of the article by following all applicable governmental regulations relevant to your geographic location.
Halogen Content	Not Yet Reviewed for halogen content
Solder Process Capability	Wave solder capable to 260°C


Product Compliance Disclaimer

This information is provided based on reasonable inquiry of our suppliers and represents our current actual knowledge based on the information they provided. This information is subject to change. The part numbers that TE has identified as EU RoHS compliant have a maximum concentration of 0.1% by weight in homogenous materials for lead, hexavalent chromium, mercury, PBB, PBDE, DBP, BBP, DEHP, DIBP, and 0.01% for cadmium, or qualify for an exemption to these limits as defined in the Annexes of Directive 2011/65/EU (RoHS2). Finished electrical and electronic equipment products will be CE marked as required by Directive 2011/65/EU. Components may not be CE marked. Additionally, the part numbers that TE has identified as EU ELV compliant have a maximum concentration of 0.1% by weight in homogenous materials for lead, hexavalent chromium, and mercury, and 0.01% for cadmium, or qualify for an exemption to these limits as defined in the Annexes of Directive 2000/53/EC (ELV). Regarding the REACH Regulation, the information TE provides on SVHC in articles for this part number is based on the latest European Chemicals Agency (ECHA) ‘Guidance on requirements for substances in articles’ posted at this URL: <https://echa.europa.eu/guidance-documents/guidance-on-reach>


Compatible Parts



Also in the Series | [Potter & Brumfield R10](#)



Board-to-Board Headers & Receptacles(1)

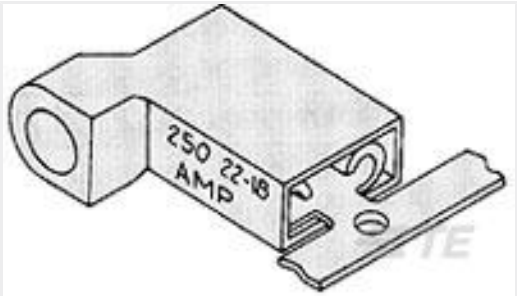


PCB Headers & Receptacles(1)



Relay Accessories(27)

Customers Also Bought



TE Part #3-520339-2  
ULTRA-FAST 187 ASY REC 16-14 AWG TPBR



TE Part #130191  
TERM, SOLIS R 12-10 5MM



TE Part #165026  
SOLIS 12-10 R M6



TE Part #557721-000  
TMS-RJS-RIBBON-4RPSCE



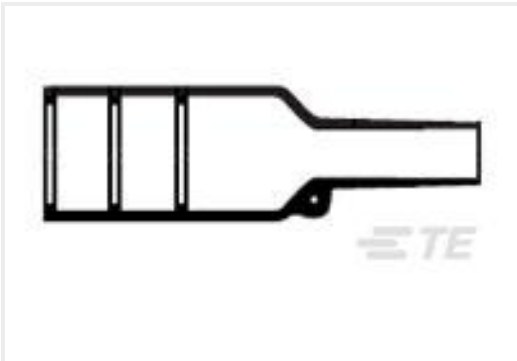
TE Part #CAT-D485-CH8172  
DEUTSCH DTM Housings



TE Part #6-2271110-2  
M12, MALE, A CODE, 12P, PG9 (AU)



TE Part #WM-4P  
WEDGE LOCK, 4P, REC, ORG, DTM



TE Part #878494-000  
202K121-25-0



TE Part #170721-2  
SOLISTRAND RINGTONG

Documents

CAD Files

3D PDF

3D

Customer View Model

ENG\_CVM\_CVM\_1393767-4\_A.2d\_dxf.zip

English

Customer View Model

ENG\_CVM\_CVM\_1393767-4\_A.3d\_igs.zip



English

Customer View Model

[ENG\\_CVM\\_CVM\\_1393767-4\\_A.3d\\_stp.zip](#)

English

By downloading the CAD file I accept and agree to the [Terms and Conditions](#) of use.

Datasheets & Catalog Pages

[R10 General Purpose Dry Circuit to 7.5 Amp Multicontact AC or DC Relay](#)

English

Product Specifications

[Definitions General Purpose Relays](#)

English

Agency Approvals

[CSA Certificate](#)

English