

T92P7D24-24

✓ ACTIVE

Potter & Brumfield

TE Internal #: 1423008-9

General Purpose Power Relay, DC, Monostable, 2 Form A DPST-NO, 30 A Contact Rating, 24 VDC Coil Voltage, 277 VAC Contact Voltage, 1.7 W Coil Power

[View on TE.com >](#)



Relays & Contactors > Electromechanical Relays



Relay & Contactor Type: **General Purpose Power Relay**

Current Type: **DC**

Coil Magnetic System: **Monostable**

Contact Arrangement: **2 Form A DPST-NO**

Contact Current Rating: **30 A**

Features

Product Type Features

Relay & Contactor Type	General Purpose Power Relay
------------------------	-----------------------------

Configuration Features

Contact Number of Poles	2
Coil Special Features	UL Coil Insulation Class F
Contact Arrangement	2 Form A DPST-NO

Electrical Characteristics

Contact Limiting Making Current	30 A
Contact Limiting Continuous Current	40 A
Contact Limiting Breaking Current	30 A
Insulation Initial Dielectric Between Open Contacts	1500 Vrms
Insulation Initial Dielectric Between Adjacent Contacts	2000 Vrms
Contact Switching Voltage (Max)	600 VAC
Contact Switching Load (Min)	500mA @ 12V
Coil Resistance	350 Ω



Insulation Initial Resistance	1000 MΩ
Contact Current Rating	30 A
Coil Voltage Rating	24 VDC
Contact Voltage Rating	277 VAC
Coil Power Rating DC	1.7 W
Insulation Initial Dielectric Between Contacts & Coil	4000 Vrms

Body Features

Product Weight	86 g[3.034 oz]
Enclosure Type	Dust Protected

Contact Features

Contact Material	AgSnOInO
------------------	----------

Termination Features

Main Termination & Connection Type	Quick Connect Terminals
Coil Termination & Connection Type	Quick Connect Terminals

Mechanical Attachment

Product Mounting Feature Type	Flange with Mounting Slots
Product Mount Type	Panel Mount

Dimensions

Insulation Clearance Between Contact & Coil	8 mm[.315 in]
Insulation Creepage Between Contact & Coil	8 mm[.315 in]
Product Width	34.54 mm[1.36 in]
Product Length	68.58 mm[2.7 in]
Product Height	26.42 mm[1.04 in]

Usage Conditions

Operating Temperature Range	-55 – 85 °C[-67 – 185 °F]
Environmental Category of Protection	RTI
Environmental Ambient Temperature (Max)	85 °C[185 °F]

Operation/Application

Current Type	DC
Coil Magnetic System	Monostable

Packaging Features

Packaging Method	Package
------------------	---------



Other

Environmental Ambient Temperature Class	70 – 85 °C
Height Class (Mechanical)	25 – 30 mm
Length Class (Mechanical)	50 – 60 mm
Width Class (Mechanical)	30 – 40 mm

Product Compliance

For compliance documentation, visit the product page on [TE.com](#)>

EU RoHS Directive 2011/65/EU	Compliant
EU ELV Directive 2000/53/EC	Compliant
China RoHS 2 Directive MIIT Order No 32, 2016	No Restricted Materials Above Threshold
EU REACH Regulation (EC) No. 1907/2006	Current ECHA Candidate List: JAN 2025 (247) Candidate List Declared Against: JAN 2025 (247) Does not contain REACH SVHC
Halogen Content	Not Low Halogen - contains Br or Cl > 900 ppm.
Solder Process Capability	Wave solder capable to 240°C

Product Compliance Disclaimer

This information is provided based on reasonable inquiry of our suppliers and represents our current actual knowledge based on the information they provided. This information is subject to change. The part numbers that TE has identified as EU RoHS compliant have a maximum concentration of 0.1% by weight in homogenous materials for lead, hexavalent chromium, mercury, PBB, PBDE, DBP, BBP, DEHP, DIBP, and 0.01% for cadmium, or qualify for an exemption to these limits as defined in the Annexes of Directive 2011/65/EU (RoHS2). Finished electrical and electronic equipment products will be CE marked as required by Directive 2011/65/EU. Components may not be CE marked. Additionally, the part numbers that TE has identified as EU ELV compliant have a maximum concentration of 0.1% by weight in homogenous materials for lead, hexavalent chromium, and mercury, and 0.01% for cadmium, or qualify for an exemption to these limits as defined in the Annexes of Directive 2000/53/EC (ELV). Regarding the REACH Regulation, the information TE provides on SVHC in articles for this part number is based on the latest European Chemicals Agency (ECHA) ‘Guidance on requirements for substances in articles’ posted at this URL: <https://echa.europa.eu/guidance-documents/guidance-on-reach>

Compatible Parts



TE Part # 2-1423008-2  
[T92P7D24-12](#)

Customers Also Bought




TE Part #2-1625995-1  
[HSC75 100R 5%](#)




TE Part #1-2176503-0  
[CJP 80W 3R3 5% Lead](#)



TE Part #2176504-7  
[CJP 100W 3R3 5% Lead](#)



TE Part #66590-2  
[TYPE VI SKT,MULTI-MATE,L.P.](#)



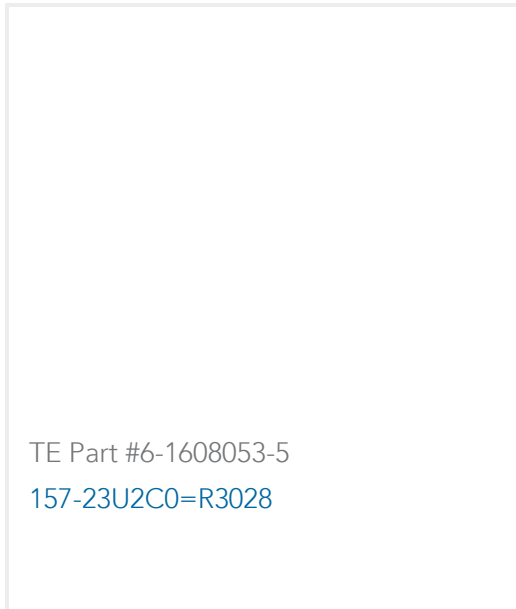
TE Part #1-2199298-2  
[8P,DIP SKT,300 CL,LDR,PB FREE](#)



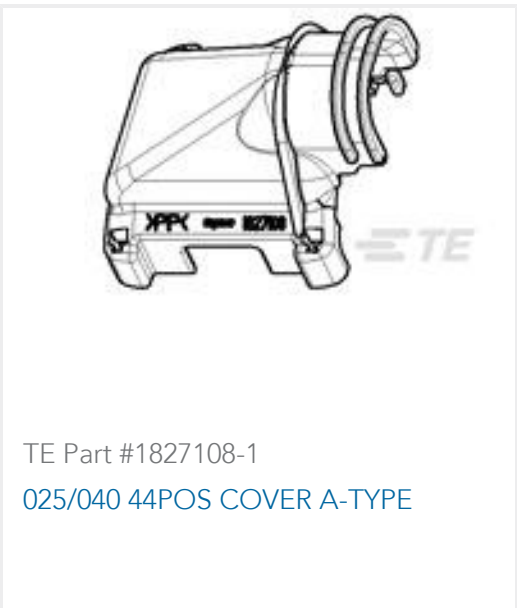
TE Part #CAT-D9934-A83B  
[Header Assembly: Wire-to-Board, 20-45A, 250-630V](#)



TE Part #2132415-8  
[EP2.5 Shrouded HDR ASSY 8P VERT w /o boss](#)



TE Part #6-1608053-5  
[157-23U2C0=R3028](#)



TE Part #1827108-1  
[025/040 44POS COVER A-TYPE](#)

Documents

CAD Files

3D PDF

3D

Customer View Model

[ENG\\_CVM\\_CVM\\_1423008-9\\_F.2d\\_dxf.zip](#)

English

Customer View Model

[ENG\\_CVM\\_CVM\\_1423008-9\\_F.3d\\_igs.zip](#)

English



Customer View Model

[ENG\\_CVM\\_CVM\\_1423008-9\\_F.3d\\_stp.zip](#)

English

By downloading the CAD file I accept and agree to the [Terms and Conditions](#) of use.

Datasheets & Catalog Pages

[T92 Two-Pole, 30 Amp, PC Board or Panel Mount Relay](#)

English

Product Specifications

[Definitions General Purpose Relays](#)

English

Agency Approvals

[CQC\\_CERT\\_16002142754\\_C1](#)

English