



Connectors > Terminal Blocks & Strips > Barrier Strips



Number of Positions: 2
Barrier Strip Style: **Tri-Barrier**
Bottom Termination Type: **Double Printed Circuit Pin**
Connector System: **Wire-to-Board**
Centerline (Pitch): **8.26 mm [.325 in]**

Features

Product Type Features

Block Style	Flat Bottom with standoffs
Connector System	Wire-to-Board
Connector & Contact Terminates To	Printed Circuit Board

Configuration Features

Number of Levels	1
Number of Positions	2
Number of Rows	1

Electrical Characteristics

Operating Voltage	150 V, 300 V
-------------------	--------------

Body Features

Product Orientation	Vertical
Barrier Strip Style	Tri-Barrier

Contact Features

--	--



Contact Base Material	Copper Alloy
PCB Contact Termination Area Plating Material	Tin
Contact Current Rating (Max)	20 A

Termination Features

Bottom Termination Type	Double Printed Circuit Pin
-------------------------	----------------------------

Mechanical Attachment

Mounting Options	None
Screw Plating Material	Zinc
Screw Material	Steel
Thread Size	4-40
Connector Mounting Type	Board Mount

Housing Features

Housing Material	Polyamide
Centerline (Pitch)	8.26 mm[.325 in]

Dimensions

Product Length	18.06 mm[.711 in]
Wire Size	22 – 14 AWG

Usage Conditions

Operating Temperature Range	-40 – 105 °C[-40 – 221 °F]
-----------------------------	----------------------------

Operation/Application

Circuit Application	Power
---------------------	-------

Industry Standards

UL Flammability Rating	UL 94V-0
------------------------	----------

Packaging Features

Packaging Method	Package
Packaging Quantity	500

Product Compliance

For compliance documentation, visit the product page on [TE.com](#)>

EU RoHS Directive 2011/65/EU	Compliant
EU ELV Directive 2000/53/EC	Out of Scope
China RoHS 2 Directive MIIT Order No 32, 2016	No Restricted Materials Above Threshold



EU REACH Regulation (EC) No. 1907/2006	Current ECHA Candidate List: JAN 2025 (247) Candidate List Declared Against: JAN 2025 (247) Does not contain REACH SVHC
Halogen Content	Low Halogen - Br, Cl, F, I < 900 ppm per homogenous material. Also BFR/CFR/PVC Free
Solder Process Capability	Wave solder capable to 265°C

Product Compliance Disclaimer


This information is provided based on reasonable inquiry of our suppliers and represents our current actual knowledge based on the information they provided. This information is subject to change. The part numbers that TE has identified as EU RoHS compliant have a maximum concentration of 0.1% by weight in homogenous materials for lead, hexavalent chromium, mercury, PBB, PBDE, DBP, BBP, DEHP, DIBP, and 0.01% for cadmium, or qualify for an exemption to these limits as defined in the Annexes of Directive 2011/65/EU (RoHS2). Finished electrical and electronic equipment products will be CE marked as required by Directive 2011/65/EU. Components may not be CE marked. Additionally, the part numbers that TE has identified as EU ELV compliant have a maximum concentration of 0.1% by weight in homogenous materials for lead, hexavalent chromium, and mercury, and 0.01% for cadmium, or qualify for an exemption to these limits as defined in the Annexes of Directive 2000/53/EC (ELV). Regarding the REACH Regulation, the information TE provides on SVHC in articles for this part number is based on the latest European Chemicals Agency (ECHA) 'Guidance on requirements for substances in articles' posted at this URL: <https://echa.europa.eu/guidance-documents/guidance-on-reach>

Compatible Parts



TE Part # 4-1437648-1
4PCR-09-006=4 SERIES ASSY

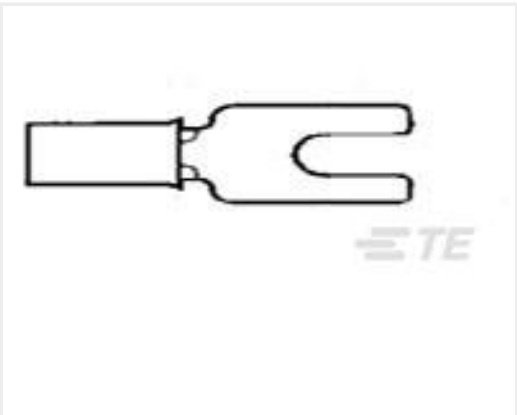
Also in the Series | BUCHANAN 4 Series



Barrier Strips(47)

Customers Also Bought

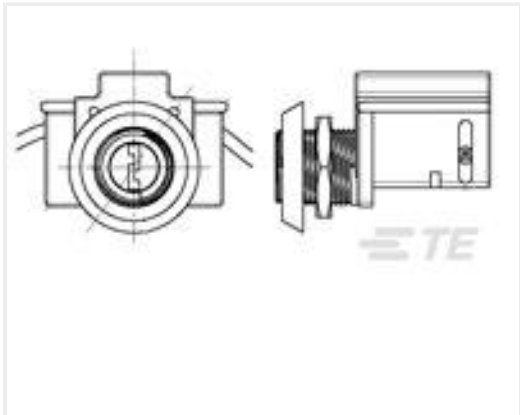




TE Part #2-327735-1
PG SPD 22-16 COMM 22-18 MIL 6



TE Part #5650473-5
ASSY,PIN,EUROCARD,TYPE C,LEAD-



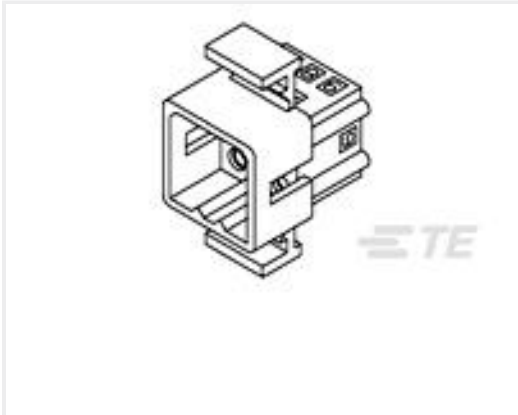
TE Part #1571488-1
SWITCH,KEY,SPECIAL




TE Part #2-1879071-5
THS50 10R 5%



TE Part #63445-2
250 FASTON FLAG REC 18-12 AWG
TPBR



TE Part #770426-1
09P .062 COMM P&S PLUG



TE Part #6-102567-0
70 MODII 2PC HDR DR SHRD .100,
ROHS



TE Part #61137-1
.093 PCB PIN .0126 PTP PH/BZ



TE Part #5535090-5
ASSEMBLY,RECEPTACLE,EUROCARD,
T



TE Part #1-1393302-3
VF711F12/X838

Documents

Product Drawings

4DBL-02-006=4DBL ASSEMBLY

English

CAD Files

Customer View Model

ENG_CVM_CVM_1437648-2_G.2d_dxf.zip

English

3D PDF

3D

Customer View Model

ENG_CVM_CVM_1437648-2_G.3d_igs.zip

English

Customer View Model

ENG_CVM_CVM_1437648-2_G.3d_stp.zip

English

By downloading the CAD file I accept and agree to the [Terms and Conditions](#) of use.

Datasheets & Catalog Pages



1-1773458-2_BARRIER_STRIPS_QUICK_REFERENCE_GUIDE

English

Agency Approvals

UL

English