




Connectors > Terminal Blocks & Strips > Barrier Strips



Number of Positions: 5

Barrier Strip Style: **Dual Barrier**

Bottom Termination Type: **Printed Circuit Pin**

Connector System: **Wire-to-Board**

Centerline (Pitch): **9.53 mm [.375 in]**

Features

Product Type Features

Block Style	Flat Bottom with standoffs
Connector System	Wire-to-Board
Connector & Contact Terminates To	Printed Circuit Board

Configuration Features

Number of Levels	1
Number of Positions	5
Number of Rows	1

Electrical Characteristics

Operating Voltage	300 V, 600 V
-------------------	--------------

Body Features

Primary Product Color	Black
Product Orientation	Vertical
Barrier Strip Style	Dual Barrier



Contact Features

Contact Base Material	Copper Alloy
Mating Tab Thickness	.81 mm[.032 in]
PCB Contact Termination Area Plating Material	Tin
Mating Tab Width	6.35 mm[.25 in]
Contact Current Rating (Max)	5 A, 20 A

Termination Features

Bottom Termination Type	Printed Circuit Pin
-------------------------	---------------------

Mechanical Attachment

Top Termination Type	Binding Combo Head
Mounting Options	None
Screw Plating Material	Zinc Chromate
Screw Material	Steel
Thread Size	6-32
Screw Head Type	Combo Phil-Slot
Connector Mounting Type	Board Mount

Housing Features

Housing Material	Thermoplastic
Centerline (Pitch)	9.53 mm[.375 in]

Dimensions

Product Length	49.17 mm[1.936 in]
Wire Size	22 – 12 AWG

Operation/Application

Circuit Application	Power
---------------------	-------

Industry Standards

UL Flammability Rating	UL 94V-0
------------------------	----------

Packaging Features

Packaging Method	Package
Packaging Quantity	200

Product Compliance

For compliance documentation, visit the product page on [TE.com](#)>



EU RoHS Directive 2011/65/EU	Compliant
EU ELV Directive 2000/53/EC	Compliant
China RoHS 2 Directive MIIT Order No 32, 2016	No Restricted Materials Above Threshold
EU REACH Regulation (EC) No. 1907/2006	Current ECHA Candidate List: JAN 2025 (247) Candidate List Declared Against: JUNE 2024 (241) Does not contain REACH SVHC
Halogen Content	Low Halogen - Br, Cl, F, I < 900 ppm per homogenous material. Also BFR/CFR/PVC Free
Solder Process Capability	Wave solder capable to 265°C


Product Compliance Disclaimer

This information is provided based on reasonable inquiry of our suppliers and represents our current actual knowledge based on the information they provided. This information is subject to change. The part numbers that TE has identified as EU RoHS compliant have a maximum concentration of 0.1% by weight in homogenous materials for lead, hexavalent chromium, mercury, PBB, PBDE, DBP, BBP, DEHP, DIBP, and 0.01% for cadmium, or qualify for an exemption to these limits as defined in the Annexes of Directive 2011/65/EU (RoHS2). Finished electrical and electronic equipment products will be CE marked as required by Directive 2011/65/EU. Components may not be CE marked. Additionally, the part numbers that TE has identified as EU ELV compliant have a maximum concentration of 0.1% by weight in homogenous materials for lead, hexavalent chromium, and mercury, and 0.01% for cadmium, or qualify for an exemption to these limits as defined in the Annexes of Directive 2000/53/EC (ELV). Regarding the REACH Regulation, the information TE provides on SVHC in articles for this part number is based on the latest European Chemicals Agency (ECHA) 'Guidance on requirements for substances in articles' posted at this URL: <https://echa.europa.eu/guidance-documents/guidance-on-reach>

Compatible Parts



Also in the Series | [BUCHANAN JC6 Series](#)



Barrier Strips(109)

Customers Also Bought



TE Part #CAT-D48-ST273  
DEUTSCH Solid Contacts



TE Part #CAT-D487-W416  
Wedgelocks: DEUTSCH DT



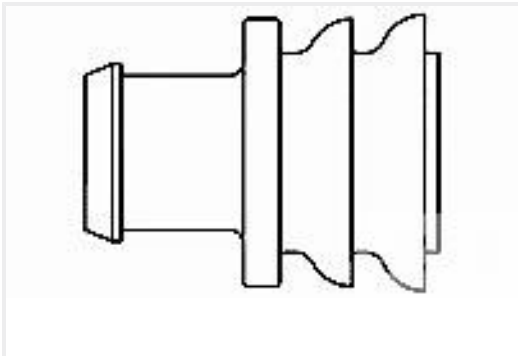
TE Part #DT06-2S  
PLG, 2P, GRY, N



TE Part #DT04-2P  
REC, 2P, GRY, N



TE Part #CAT-AM71-CH8172  
AMP SUPERSEAL 1.5MM,  
CONNECTOR HOUSING



TE Part #281934-2  
SINGLE WIRE SEAL



TE Part #114017-ZZ  
SEALING PLUG, SIZE 12/16, WHT

Documents

CAD Files

3D PDF

3D

Customer View Model

ENG\_CVM\_CVM\_1437665-9\_J.2d\_dxf.zip

English

Customer View Model

ENG\_CVM\_CVM\_1437665-9\_J.3d\_igs.zip

English

Customer View Model

ENG\_CVM\_CVM\_1437665-9\_J.3d\_stp.zip

English

By downloading the CAD file I accept and agree to the [Terms and Conditions](#) of use.

Datasheets & Catalog Pages

1-1773458-2\_BARRIER\_STRIPS\_QUICK\_REFERENCE\_GUIDE

English

1437665-9

5 Position Barrier Strip, Dual Barrier, Printed Circuit Pin Bottom Termination, Wire-to-Board, 9.53 mm [.375 in] Centerline, BUCHANAN JC6 Series

