




Connectors > Rectangular Connectors > Standard Rectangular Connectors



Connector Product Type: **Connector Assembly**
Connector & Housing Type: **Plug**
Mating Alignment: **With**
Mating Alignment Type: **Polarization**
Mating Retention: **With**

Features

Product Type Features

Connector Product Type	Connector Assembly
Connector & Housing Type	Plug
Connector System	Wire-to-Board, Wire-to-Wire
Sealable	No
Connector & Contact Terminates To	Wire & Cable

Configuration Features

Contacts Preloaded	Yes
Number of Positions	4
Number of Rows	1

Electrical Characteristics

Operating Voltage	32 VDC
-------------------	--------

Body Features

Primary Product Color	Yellow
-----------------------	--------



Contact Features

Contact Underplating Material	Nickel
Wire Contact Termination Area Plating Material	Gold
Contact Layout	Inline
Contact Type	Tab
Contact Mating Area Plating Material	Gold (Au)
Contact Retention Within Housing	Without
Contact Current Rating (Max)	3 A

Termination Features

Termination Method to Wire & Cable	Crimp
------------------------------------	-------

Mechanical Attachment

Mating Alignment	With
Mating Alignment Type	Polarization
Mating Retention	With
Mating Retention Type	Latch
Connector Mounting Type	Cable Mount (Free-Hanging)

Housing Features

Housing Material	Thermoplastic GF
Centerline (Pitch)	2 mm[.079 in]

Dimensions

Compatible Insulation Diameter Range	1 – 1.5 mm[.039 – .059 in]
Connector Width	5.05 mm[.198 in]
Connector Height	18.5 mm[.728 in]
Connector Length	16.1 mm[.633 in]

Usage Conditions

Operating Temperature Range	-30 – 75 °C[-22 – 167 °F]
-----------------------------	---------------------------

Operation/Application

Halogen Free	Yes
Shielded	No
Circuit Application	Signal

Identification Marking

Circuit Identification Feature	Without
--------------------------------	---------



Industry Standards

Glow Wire Rating	Standard Part - Not Glow Wire
UL Flammability Rating	UL 94V-0

Packaging Features

Packaging Quantity	31
Packaging Method	Tube

Product Compliance

For compliance documentation, visit the product page on TE.com>

EU RoHS Directive 2011/65/EU	Compliant
EU ELV Directive 2000/53/EC	Compliant
China RoHS 2 Directive MIIT Order No 32, 2016	No Restricted Materials Above Threshold
EU REACH Regulation (EC) No. 1907/2006	Current ECHA Candidate List: JAN 2025 (247) Candidate List Declared Against: JAN 2025 (247) Does not contain REACH SVHC
Halogen Content	Not Low Halogen - contains Br or Cl > 900 ppm.
Solder Process Capability	Not applicable for solder process capability

Product Compliance Disclaimer

This information is provided based on reasonable inquiry of our suppliers and represents our current actual knowledge based on the information they provided. This information is subject to change. The part numbers that TE has identified as EU RoHS compliant have a maximum concentration of 0.1% by weight in homogenous materials for lead, hexavalent chromium, mercury, PBB, PBDE, DBP, BBP, DEHP, DIBP, and 0.01% for cadmium, or qualify for an exemption to these limits as defined in the Annexes of Directive 2011/65/EU (RoHS2). Finished electrical and electronic equipment products will be CE marked as required by Directive 2011/65/EU. Components may not be CE marked. Additionally, the part numbers that TE has identified as EU ELV compliant have a maximum concentration of 0.1% by weight in homogenous materials for lead, hexavalent chromium, and mercury, and 0.01% for cadmium, or qualify for an exemption to these limits as defined in the Annexes of Directive 2000/53/EC (ELV). Regarding the REACH Regulation, the information TE provides on SVHC in articles for this part number is based on the latest European Chemicals Agency (ECHA) 'Guidance on requirements for substances in articles' posted at this URL: <https://echa.europa.eu/guidance-documents/guidance-on-reach>

Compatible Parts



TE Part # 1-1565994-4
RITS HDR ASSY R/A SMT TYPE 4P



TE Part # 1565994-4
RITS HDR ASSY R/A SMT TYPE 4P
WITH BOSS



TE Part # 5-1473571-4
RITS.JUNCTION BOX 2D 4P F/H



TE Part # 1473574-4
RITS.JUNCTION BOX 4D 4P P/M



TE Part # 1473565-4
RITS CONN.HDR ASSY 4P



TE Part # 1473571-4
RITS.JUNCTION BOX 2D 4P P/M




TE Part # 1473567-4
RITS CONN.HDR ASSY 4ROW 4P



TE Part # 5-1473574-4
RITS.JUNCTION BOX 4D 4P F/H

Also in the Series | **RITS Plug Connector**



Standard Rectangular Connectors(32)

Customers Also Bought



TE Part #1473562-5
RITS CONN. PLUG ASSY 5P YELLOW



TE Part #2316671-4
HD1 REC CONTACT AU0.38 2L SIZE
LP



TE Part #3-1473562-4
RITS CONN. PLUG ASSY 4P ORANGE



TE Part #2316669-2
HD1 TAB CONTACT AU0.38 M SIZE L
/P



TE Part #2312735-2
HMN-HD4-6-M




TE Part #3-1473562-6
RITS CONN. PLUG ASSY 6P ORANGE



TE Part #1318697-2
DYNAMIC D-5 SERIES REC CONTACT



TE Part #2-179958-2
DYNAMIC D-5200S REC HSG 2P K/Y



Documents

Product Drawings

RITS CONN. PLUG ASSY 4P YELLOW

English

CAD Files

Customer View Model

ENG_CVM_CVM_1473562-4_F.2d_dxf.zip

English

3D PDF

3D

Customer View Model

ENG_CVM_CVM_1473562-4_F.3d_igs.zip

English

Customer View Model

ENG_CVM_CVM_1473562-4_F.3d_stp.zip

English

By downloading the CAD file I accept and agree to the [Terms and Conditions](#) of use.

Datasheets & Catalog Pages

Remote Input Output Terminal System (RITS) Connectors

English

Product Specifications

Product Specification

Japanese

Instruction Sheets

Instruction Sheet (non U.S.)

Japanese

RITS Connector Interconnection System/e-CON Connector

Japanese

Instruction Sheet (non U.S.)

Japanese

HAND TOOL FOR RITS PLUG SOCKET ASSEMBLY

Japanese



[Agency Approvals](#)

[UL Report](#)

English