



Connectors > PCB Connectors > Backplane Connectors > Eurocard Connectors



Connector & Housing Type: **Plug**
Connector System: **Board-to-Board**
Termination Post & Tail Length: **2.64 mm [.104 in]**
Centerline (Pitch): **2.54 mm [.1 in]**
Connector & Contact Terminates To: **Printed Circuit Board**

Features

Product Type Features

Connector & Housing Type	Plug
Connector System	Board-to-Board
Connector & Contact Terminates To	Printed Circuit Board
DIN Size	Standard
DIN Level	II

Configuration Features

Number of Power or Coaxial Positions	6
Number of Rows	3
PCB Mount Orientation	Right Angle
Number of Columns	14
Rows Loaded	A, B, C
Number of Signal Positions	42

Body Features

Primary Product Color	Gray
-----------------------	------



Contact Features

Contact Underplating Material	Nickel
Contact Mating Area Plating Material	Tin-Lead
Contact Base Material	Phosphor Bronze
PCB Contact Termination Area Plating Material	Tin-Lead
Contact Type	Pin
Contact Current Rating (Max)	1.5 A

Termination Features

Termination Method to PCB	Through Hole - Solder
Termination Post & Tail Length	2.64 mm[.104 in]

Mechanical Attachment

Connector Mounting Type	Board Mount
Panel Mount Feature	Without
Mating Retention	With
PCB Mount Retention Type	Mounting Hole
Mating Alignment	Without
PCB Mount Alignment	Without
PCB Mount Retention	With

Housing Features

Housing Material	Thermoplastic
Centerline (Pitch)	2.54 mm[.1 in]

Dimensions

Row-to-Row Spacing	2.54 mm[.1 in]
--------------------	----------------

Usage Conditions

Operating Temperature Range	-55 – 105 °C[-67 – 221 °F]
-----------------------------	----------------------------

Operation/Application

Circuit Application	Power & Signal
---------------------	----------------

Industry Standards

UL Flammability Rating	UL 94V-0
------------------------	----------

Packaging Features

Packaging Method	Box
------------------	-----



Product Compliance

For compliance documentation, visit the product page on TE.com>

EU RoHS Directive 2011/65/EU	Not Compliant
EU ELV Directive 2000/53/EC	Compliant with Exemptions
China RoHS 2 Directive MIIT Order No 32, 2016	Restricted Materials Above Threshold
EU REACH Regulation (EC) No. 1907/2006	Current ECHA Candidate List: JAN 2025 (247) Candidate List Declared Against: JAN 2025 (247) SVHC > Threshold: Pb (13% in 4690948374) Article Safe Usage Statements: Do not eat, drink or smoke when using this product. Wash thoroughly after handling. Recycle if possible and dispose of the article by following all applicable governmental regulations relevant to your geographic location.
Halogen Content	Not Low Halogen - contains Br or Cl > 900 ppm.
Solder Process Capability	Wave solder capable to 240°C

Product Compliance Disclaimer

This information is provided based on reasonable inquiry of our suppliers and represents our current actual knowledge based on the information they provided. This information is subject to change. The part numbers that TE has identified as EU RoHS compliant have a maximum concentration of 0.1% by weight in homogenous materials for lead, hexavalent chromium, mercury, PBB, PBDE, DBP, BBP, DEHP, DIBP, and 0.01% for cadmium, or qualify for an exemption to these limits as defined in the Annexes of Directive 2011/65/EU (RoHS2). Finished electrical and electronic equipment products will be CE marked as required by Directive 2011/65/EU. Components may not be CE marked. Additionally, the part numbers that TE has identified as EU ELV compliant have a maximum concentration of 0.1% by weight in homogenous materials for lead, hexavalent chromium, and mercury, and 0.01% for cadmium, or qualify for an exemption to these limits as defined in the Annexes of Directive 2000/53/EC (ELV). Regarding the REACH Regulation, the information TE provides on SVHC in articles for this part number is based on the latest European Chemicals Agency (ECHA) ‘Guidance on requirements for substances in articles’ posted at this URL: <https://echa.europa.eu/guidance-documents/guidance-on-reach>

Compatible Parts



TE Part # 148375-1
EURO, TYPE M CONTACT, FEMALE



TE Part # 5-1393637-7
V42254P2263M420=PC612 FEDERLEI




TE Part # 5148423-5
ASSY,RECPT,TYPE M,EUROCARD,L-F



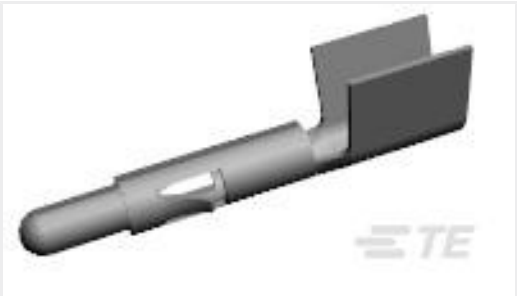
TE Part # 148423-5
EURO TYPE M REC 42+6,THIN STK

Also in the Series | EUROCARD TYPE M



Eurocard Connectors(19)

Customers Also Bought



TE Part #640309-6
UMNL PIN 12-10 AU/PHBZ



TE Part #120953-3
UPM EXPANDED RCPT ASSEMBLY



TE Part #1410326-3
MULTIGIG RT T2 7RW DC DF CT




TE Part #1643906-1
Crown Clip Senior 538-17-00100 399-01 7




TE Part #173925-1
3 P ACTION PIN UMNL




TE Part #CONN007-2-W
N Type Plug 50 Ohm Cable Crimp



TE Part #CAT-472-Z12
Hard Metric Male Connector:
Traditional Backplane, Mezzanine,
2mm



TE Part #044581-E
ERMBUG N 3 1 172 E3 * J 2 44581
BUCHSENG



TE Part #354149-E
ERMC 55 F 2 L1 * 3,00 A-E V-V * TRAY
247

Documents

Product Drawings

EURO TYPE M PIN ASSY 42+6

English

CAD Files

3D PDF

3D

Customer View Model

ENG_CVM_CVM_148413-5_B.2d_dxf.zip



English

Customer View Model

[ENG_CVM_CVM_148413-5_B.3d_igs.zip](#)

English

Customer View Model

[ENG_CVM_CVM_148413-5_B.3d_stp.zip](#)

English

By downloading the CAD file I accept and agree to the [Terms and Conditions](#) of use.

Product Specifications

[Application Specification](#)

English

Agency Approvals

[UL](#)

English