




Connectors > Terminal Blocks & Strips > Barrier Strips



Number of Positions: 3  
Barrier Strip Style: **Dual Barrier**  
Connector System: **Wire-to-Wire**  
Centerline (Pitch): **9.53 mm [.375 in]**  
Number of Rows: 2

Features

Product Type Features

Block Style	Non-Feed Through
Connector System	Wire-to-Wire
Connector & Contact Terminates To	Wire & Cable

Configuration Features

Number of Levels	1
Number of Positions	3
Number of Rows	2

Electrical Characteristics

Operating Voltage	300 V
-------------------	-------

Body Features

Quick Connect Tab Plating Material	Tin
Primary Product Color	Black
Product Orientation	Vertical
Barrier Strip Style	Dual Barrier

Contact Features

Contact Base Material	Brass
Contact Current Rating (Max)	20 A

Mechanical Attachment



Mounting Options	End Mounting Ears
Screw Plating Material	Nickel
Screw Material	Steel
Thread Size	6-32
Connector Mounting Type	Panel Mount

Housing Features

Housing Material	Thermoplastic
Centerline (Pitch)	9.53 mm[.375 in]

Dimensions

Product Length	45.7 mm[1.8 in]
Wire Size	22 – 12 AWG

Usage Conditions

Operating Temperature Range	-40 – 120 °C[-40 – 248 °F]
-----------------------------	----------------------------

Operation/Application

Circuit Application	Power
---------------------	-------

Industry Standards

UL Flammability Rating	UL 94V-0
------------------------	----------

Packaging Features

Packaging Method	Carton
Packaging Quantity	200

Product Compliance

For compliance documentation, visit the product page on [TE.com](#)>

EU RoHS Directive 2011/65/EU	Compliant
EU ELV Directive 2000/53/EC	Out of Scope
China RoHS 2 Directive MIIT Order No 32, 2016	No Restricted Materials Above Threshold
EU REACH Regulation (EC) No. 1907/2006	Current ECHA Candidate List: JAN 2025 (247) Candidate List Declared Against: JAN 2025 (247) Does not contain REACH SVHC
Halogen Content	Low Halogen - Br, Cl, F, I < 900 ppm per homogenous material. Also BFR/CFR/PVC Free



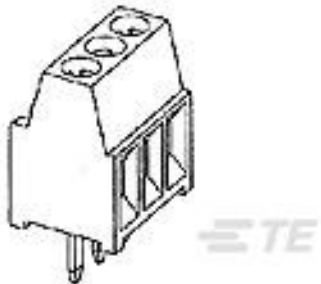
Solder Process Capability

Wave solder capable to 265°C


Product Compliance Disclaimer

This information is provided based on reasonable inquiry of our suppliers and represents our current actual knowledge based on the information they provided. This information is subject to change. The part numbers that TE has identified as EU RoHS compliant have a maximum concentration of 0.1% by weight in homogenous materials for lead, hexavalent chromium, mercury, PBB, PBDE, DBP, BBP, DEHP, DIBP, and 0.01% for cadmium, or qualify for an exemption to these limits as defined in the Annexes of Directive 2011/65/EU (RoHS2). Finished electrical and electronic equipment products will be CE marked as required by Directive 2011/65/EU. Components may not be CE marked. Additionally, the part numbers that TE has identified as EU ELV compliant have a maximum concentration of 0.1% by weight in homogenous materials for lead, hexavalent chromium, and mercury, and 0.01% for cadmium, or qualify for an exemption to these limits as defined in the Annexes of Directive 2000/53/EC (ELV). Regarding the REACH Regulation, the information TE provides on SVHC in articles for this part number is based on the latest European Chemicals Agency (ECHA) ‘Guidance on requirements for substances in articles’ posted at this URL: <https://echa.europa.eu/guidance-documents/guidance-on-reach>

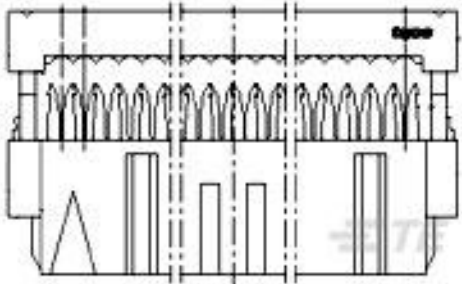
Customers Also Bought




TE Part #1-282834-2  
TERMI-BLOK PCB MOUNT, 90 12P.




TE Part #1SET411011R0000  
WD-1-DP-GR2580




TE Part #3-215911-4  
34 WAY GREY MK II RECP



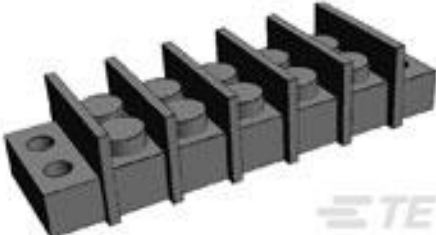
TE Part #TAD2473A201-007  
M12D4-MS-MS-TPE USH-10.0M




TE Part #1-321828-0  
TERM,SOLIS R 14-12 10,TAPE



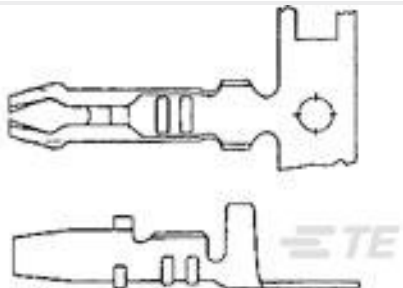
TE Part #58535-1  
PRO-CRIMPER ASSY MODU MODII



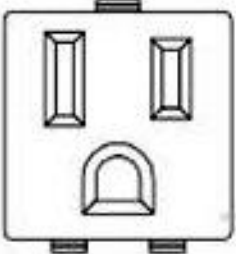
TE Part #1546306-5  
5P .374" DR BARRIER STRIP



TE Part #52453-1  
PG SPR SPD 22-16COMM22-18MIL 6



TE Part #170072-1  
AMP-IN 24-20 AWG



TE Part #1-208979-0  
CONV OUTLET ASSEMBLY (GRAY)

Documents

Product Drawings

3P .374" DR BARRIER STRIP

English



CAD Files

Customer View Model

ENG\_CVM\_CVM\_1546306-3\_K1.3d\_stp.zip

English

Customer View Model

ENG\_CVM\_CVM\_1546306-3\_K1.2d\_dxf.zip

English

3D PDF

3D

Customer View Model

ENG\_CVM\_CVM\_1546306-3\_K1.3d\_igs.zip

English

By downloading the CAD file I accept and agree to the [Terms and Conditions](#) of use.

Datasheets & Catalog Pages

BUCHANAN TERMINAL BLOCKS CATALOG - BARRIER STRIPS

English

1-1773458-2\_BARRIER\_STRIPS\_QUICK\_REFERENCE\_GUIDE

English

Agency Approvals

UL

English