




Connectors > Terminal Blocks & Strips > Barrier Strips



Number of Positions: 2
Barrier Strip Style: **Dual Barrier**
Connector System: **Wire-to-Wire**
Centerline (Pitch): **9.53 mm [.375 in]**
Number of Rows: 2

Features

Product Type Features

Block Style	Non-Feed Through
Connector System	Wire-to-Wire
Connector & Contact Terminates To	Wire & Cable

Configuration Features

Number of Levels	1
Number of Positions	2
Number of Rows	2

Electrical Characteristics

Operating Voltage	300 V
-------------------	-------

Body Features

Quick Connect Tab Plating Material	Tin
Primary Product Color	Black
Product Orientation	Vertical
Barrier Strip Style	Dual Barrier



Contact Features

Contact Base Material	Brass
Contact Current Rating (Max)	20 A

Mechanical Attachment

Mounting Options	End Mounting Ears
Screw Plating Material	Nickel
Screw Material	Steel
Thread Size	6-32
Screw Head Type	Combo Phil-Slot
Connector Mounting Type	Panel Mount

Housing Features

Housing Material	PBT
Centerline (Pitch)	9.53 mm [.375 in]

Dimensions

Product Length	36.2 mm [1.426 in]
Wire Size	22 – 12 AWG

Usage Conditions

Operating Temperature Range	-40 – 120 °C [-40 – 248 °F]
-----------------------------	-----------------------------

Operation/Application

Circuit Application	Power
---------------------	-------

Industry Standards

UL Flammability Rating	UL 94V-0
------------------------	----------

Packaging Features

Packaging Method	Carton
Packaging Quantity	200

Product Compliance

For compliance documentation, visit the product page on TE.com>

EU RoHS Directive 2011/65/EU	Compliant
EU ELV Directive 2000/53/EC	Compliant
China RoHS 2 Directive MIIT Order No 32, 2016	No Restricted Materials Above Threshold



EU REACH Regulation (EC) No. 1907/2006	Current ECHA Candidate List: JAN 2025 (247) Candidate List Declared Against: JAN 2025 (247) Does not contain REACH SVHC
Halogen Content	Low Halogen - Br, Cl, F, I < 900 ppm per homogenous material. Also BFR/CFR/PVC Free
Solder Process Capability	Wave solder capable to 265°C

Product Compliance Disclaimer


This information is provided based on reasonable inquiry of our suppliers and represents our current actual knowledge based on the information they provided. This information is subject to change. The part numbers that TE has identified as EU RoHS compliant have a maximum concentration of 0.1% by weight in homogenous materials for lead, hexavalent chromium, mercury, PBB, PBDE, DBP, BBP, DEHP, DIBP, and 0.01% for cadmium, or qualify for an exemption to these limits as defined in the Annexes of Directive 2011/65/EU (RoHS2). Finished electrical and electronic equipment products will be CE marked as required by Directive 2011/65/EU. Components may not be CE marked. Additionally, the part numbers that TE has identified as EU ELV compliant have a maximum concentration of 0.1% by weight in homogenous materials for lead, hexavalent chromium, and mercury, and 0.01% for cadmium, or qualify for an exemption to these limits as defined in the Annexes of Directive 2000/53/EC (ELV). Regarding the REACH Regulation, the information TE provides on SVHC in articles for this part number is based on the latest European Chemicals Agency (ECHA) ‘Guidance on requirements for substances in articles’ posted at this URL: <https://echa.europa.eu/guidance-documents/guidance-on-reach>

Compatible Parts



TE Part # 4-1546306-1
2P.374" DR BARRIER,.250" DS QC ASSY

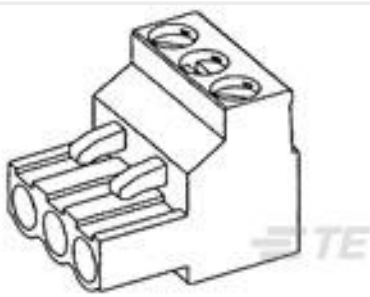
Customers Also Bought



TE Part #K1145355
Rotary Switch DS-221-RT1



TE Part #1546307-4
4P .374" DR BARRIER,W/WASHER



TE Part #796634-7
7 POS 5.08MM R/A PLUG,TRM BLK



TE Part #170331-1
PL MKII 187 REC 20-16AWG PTBR LP





TE Part #2-520194-2

ULTRAFAST 187 ASSY REC 22-18

TPBR LP



TE Part #1-172168-2

MINI UNIVERSAL M-N-L PLUG 6P



TE Part #1SNK712010R0000

ZK16




TE Part #K1156868

Battery Disconnect 35-314-131-R-900



TE Part #T2113000201-000

HMN-RJ45-F



TE Part #T4171010504-002

M12,REAR MOUNTING,MALE,D,4P,0.5

M WIRE

Documents

Product Drawings

2P .374" DR BARRIER,W/WASHER

English

CAD Files

Customer View Model

ENG_CVM_CVM_1546307-2_E.2d_dxf.zip

English

3D PDF

3D

Customer View Model

ENG_CVM_CVM_1546307-2_E.3d_igs.zip

English

Customer View Model

ENG_CVM_CVM_1546307-2_E.3d_stp.zip

English

By downloading the CAD file I accept and agree to the [Terms and Conditions](#) of use.

Datasheets & Catalog Pages

BUCHANAN TERMINAL BLOCKS CATALOG - BARRIER STRIPS

English

1-1773458-2_BARRIER_STRIPS_QUICK_REFERENCE_GUIDE

English

Agency Approvals

UL

English

1546307-2

2 Position Barrier Strip, Dual Barrier, Wire-to-Wire, 9.53 mm [.375 in] Centerline, 2 Row, 300 V, 22 – 12 AWG, .326 – 3.31 mm² Wire, Wire & Cable

