



Connectors > PCB Connectors > Backplane Connectors > High Speed Backplane Connectors



Number of Positions: 192
Row-to-Row Spacing: 1.25 mm [.05 in]
Mating Alignment: With
Mating Alignment Type: Polarization
Number of Rows: 8

Features

Product Type Features

Connector & Contact Terminates To	Printed Circuit Board
Connector System	Board-to-Board
Backplane Module Type	Center
PCB Connector Type	PCB Mount Header
Shroud Style	Unshrouded

Configuration Features

Number of Pairs	96
Number of Signal Positions	192
Stackable	Yes
Pairs per Column	8
Number of Positions	192
Number of Rows	8
Number of Columns	12
PCB Mount Orientation	Vertical

Electrical Characteristics

Operating Voltage	30 VAC
Impedance	30 Ω

Body Features

--



Shield Material	Copper Alloy
Primary Product Color	Natural

Contact Features

Contact Underplating Material	Nickel
PCB Contact Termination Area Plating Material Thickness	.5 – 2.5 µm[20 – 100 µin]
Contact Shape & Form	Dual Beam
Contact Base Material	Copper Alloy
PCB Contact Termination Area Plating Material	Tin
Contact Type	Pin
Contact Current Rating (Max)	.5 A

Termination Features

Termination Method to PCB	Through Hole - Press-Fit
Termination Post & Tail Length	1.6 mm[.493 in]

Mechanical Attachment

Guide Hardware	Without
PCB Mount Retention	With
Mating Retention	Without
PCB Mount Retention Type	Action/Compliant Tail
PCB Mount Alignment	With
Mating Alignment	With
Mating Alignment Type	Polarization

Housing Features

Number of Shrouded Sides	2
End Wall Location	None
Housing Material	LCP
Centerline (Pitch)	1.45 mm[.057 in]

Dimensions

PCB Thickness (Recommended)	1.2 mm
Connector Width	12.51 mm[.493 in]
PCB Hole Diameter	.4 mm[.016 in]
Connector Height	9.5 mm[.374 in]
Connector Length	17.3 mm[.681 in]



Row-to-Row Spacing	1.25 mm[.05 in]
--------------------	-----------------

Usage Conditions

Operating Temperature Range	-55 – 105 °C[-67 – 221 °F]
-----------------------------	----------------------------

Operation/Application

Durability Rating	200 Cycles
Circuit Application	Signal

Industry Standards

UL Flammability Rating	UL 94V-0
------------------------	----------

Packaging Features

Packaging Method	Tray
------------------	------

Product Compliance

For compliance documentation, visit the product page on TE.com>

EU RoHS Directive 2011/65/EU	Compliant
EU ELV Directive 2000/53/EC	Compliant
China RoHS 2 Directive MIIT Order No 32, 2016	No Restricted Materials Above Threshold
EU REACH Regulation (EC) No. 1907/2006	Current ECHA Candidate List: JAN 2025 (247) Candidate List Declared Against: JAN 2025 (247) Does not contain REACH SVHC
Halogen Content	Low Halogen - Br, Cl, F, I < 900 ppm per homogenous material. Also BFR/CFR/PVC Free
Solder Process Capability	Not applicable for solder process capability

Product Compliance Disclaimer

This information is provided based on reasonable inquiry of our suppliers and represents our current actual knowledge based on the information they provided. This information is subject to change. The part numbers that TE has identified as EU RoHS compliant have a maximum concentration of 0.1% by weight in homogenous materials for lead, hexavalent chromium, mercury, PBB, PBDE, DBP, BBP, DEHP, DIBP, and 0.01% for cadmium, or qualify for an exemption to these limits as defined in the Annexes of Directive 2011/65/EU (RoHS2). Finished electrical and electronic equipment products will be CE marked as required by Directive 2011/65/EU. Components may not be CE marked. Additionally, the part numbers that TE has identified as EU ELV compliant have a maximum concentration of 0.1% by weight in homogenous materials for lead, hexavalent chromium, and mercury, and 0.01% for cadmium, or qualify for an exemption to these limits as defined in the Annexes of Directive 2000/53/EC (ELV). Regarding the REACH Regulation, the information TE provides on SVHC in articles for this part number is based on the latest European Chemicals Agency (ECHA) ‘Guidance on requirements for substances in articles’ posted at this URL: <https://echa.europa.eu/guidance-documents/guidance-on-reach>

Compatible Parts






TE Part # 1551012-1
Vert.Male, Telcordia L3



TE Part # 2042088-1
Vert.Male, Telcordia L2



TE Part # 528508-2
REMOVAL TOOL Z-PACK MALE SLIM UHD




TE Part # 1857657-1
Female Connector




TE Part # 1982738-1
Female Connector Telcordia

Also in the Series | Z-PACK Slim UHD



Hard Metric Backplane Connectors(2)

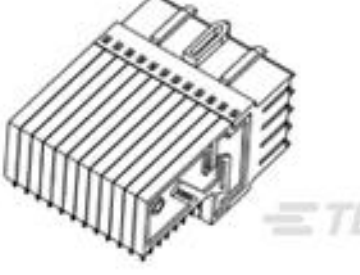


High Speed Backplane Connectors(12)

Customers Also Bought



TE Part #1367073-1
20 POS SMT CONN, SFP, 15AU



TE Part #1982738-1
Female Connector Telcordia



TE Part #796643-6
6POS 5.0MM CE VRT HDR,TRM BLK



TE Part #CAT-C7679-H99
Continuous Tube, Low Fire Hazard HX-CT



TE Part #223969-7
UNV PWR MDL, GUIDE PIN LOCT PL



TE Part #6648222-1
CONTACT,PIN,#4 SILVER PLATED



Documents

Product Drawings

Vert.Male, Telcordia Pre-post 1x

English

CAD Files

Customer View Model

ENG_CVM_CVM_1551099-1_1.2d_dxf.zip

English

3D PDF

3D

Customer View Model

ENG_CVM_CVM_1551099-1_1.3d_igs.zip

English

Customer View Model

ENG_CVM_CVM_1551099-1_1.3d_stp.zip

English

By downloading the CAD file I accept and agree to the [Terms and Conditions](#) of use.

Product Specifications

Application Specification

English

micro match miniature connector system

English