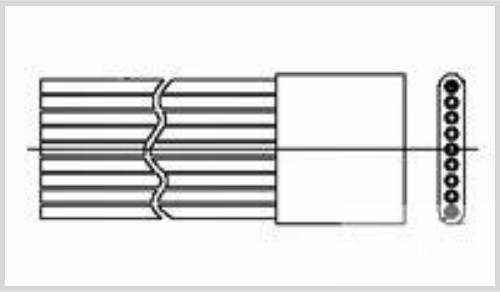




Connectors > D-Shaped Connectors > NANONICS Strip Connectors: Plug, Unshrouded, Flying Leads



Number of Positions: 4

Connector & Housing Type: **Plug**

Connector System: **Wire-to-Wire**

Connector Mounting Type: **Cable Mount (Free-Hanging)**

Centerline (Pitch): **.64 mm [.025 in]**

[All NANONICS Strip Connectors: Plug, Unshrouded, Flying Leads \(6\)](#)

Features

Product Type Features

Sealable	No
Connector & Housing Type	Plug
Connector System	Wire-to-Wire
Connector & Contact Terminates To	Wire & Cable

Configuration Features

Number of Positions	4
---------------------	---

Contact Features

Contact Mating Area Plating Material	Gold (Au)
Contact Type	Pin
Contact Base Material	Beryllium Copper
Contact Current Rating (Max)	1 A
Contact Options	Installed

Termination Features

Termination Method to Wire & Cable	Preterminated Flying Leads
------------------------------------	----------------------------

Mechanical Attachment

Connector Mounting Type	Cable Mount (Free-Hanging)
-------------------------	----------------------------

Housing Features



Centerline (Pitch)	.64 mm[.025 in]
--------------------	-----------------

Usage Conditions

Operating Temperature Range	-200 – 200 °C[-328 – 392 °F]
-----------------------------	------------------------------

Operation/Application

Circuit Application	Signal
---------------------	--------

Product Compliance

For compliance documentation, visit the product page on TE.com>

EU RoHS Directive 2011/65/EU	Compliant
EU ELV Directive 2000/53/EC	Compliant
China RoHS 2 Directive MIIT Order No 32, 2016	No Restricted Materials Above Threshold
EU REACH Regulation (EC) No. 1907/2006	Current ECHA Candidate List: JAN 2025 (247) Candidate List Declared Against: JAN 2024 (240) Does not contain REACH SVHC
Halogen Content	Low Halogen - Br, Cl, F, I < 900 ppm per homogenous material. Also BFR/CFR/PVC Free
Solder Process Capability	Wave solder capable to 265°C

Product Compliance Disclaimer

This information is provided based on reasonable inquiry of our suppliers and represents our current actual knowledge based on the information they provided. This information is subject to change. The part numbers that TE has identified as EU RoHS compliant have a maximum concentration of 0.1% by weight in homogenous materials for lead, hexavalent chromium, mercury, PBB, PBDE, DBP, BBP, DEHP, DIBP, and 0.01% for cadmium, or qualify for an exemption to these limits as defined in the Annexes of Directive 2011/65/EU (RoHS2). Finished electrical and electronic equipment products will be CE marked as required by Directive 2011/65/EU. Components may not be CE marked. Additionally, the part numbers that TE has identified as EU ELV compliant have a maximum concentration of 0.1% by weight in homogenous materials for lead, hexavalent chromium, and mercury, and 0.01% for cadmium, or qualify for an exemption to these limits as defined in the Annexes of Directive 2000/53/EC (ELV). Regarding the REACH Regulation, the information TE provides on SVHC in articles for this part number is based on the latest European Chemicals Agency (ECHA) ‘Guidance on requirements for substances in articles’ posted at this URL: <https://echa.europa.eu/guidance-documents/guidance-on-reach>

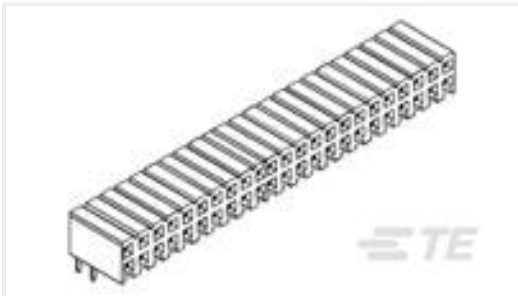
Customers Also Bought

USS004PC2DC003

4 Position D-Shaped Connector, Plug, Wire-to-Wire, Cable Mount (Free-Hanging), .64 mm [.025 in] Centerline, Wire & Cable, Signal



TE Part #3-641212-4
04P MTA100 HDR ASSY PL RA LF




TE Part #2-1734531-2
RCPT,2MM,22P,R ANG MT,8AU,3.ST



TE Part #521293-2
ULTRA-POD 187 ASSY REC 18-16
AWG TPBR



TE Part #4-2176087-7
RP 1J 0.166W 210R 0.1% 25PPM 1K RL



TE Part #CAT-SSL-PLUG
NANONICS DUALOBE Connector:
Plug, Plastic Shell



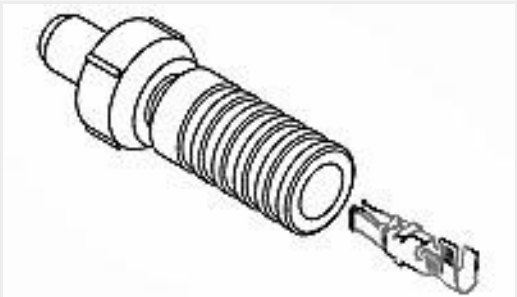
TE Part #1-2364574-5
AVH19 FLT SS MT PWR GRN 24V16A



TE Part #3-2213818-1
6X6 ILL TACT THT 160GF HI RED



TE Part #6-5227079-8
PLUG,COMM,SERIES BNC



TE Part #863103-2
LGH CSL PLUG ASSY

Documents

Product Drawings

USS004PC2DC003 = STRIP CON

English

CAD Files

3D PDF

3D

Customer View Model

ENG_CVM_CVM_1589448-1_L_c-1589448-1-l.2d_dxf.zip

English

Customer View Model

ENG_CVM_CVM_1589448-1_L_c-1589448-1-l.3d_igs.zip

English

Customer View Model

ENG_CVM_CVM_1589448-1_L_c-1589448-1-l.3d_stp.zip

English

By downloading the CAD file I accept and agree to the [Terms and Conditions](#) of use.

Datasheets & Catalog Pages



1589448 Nanonics Cross Reference

English