



Terminals & Splices > Ring Terminals



Ring Terminal Product Type: Closed Ring Tongue Terminal

Wire Size: 52600 – 83700 CMA

Stud Size: M10

Features

Product Type Features

Ring Terminal Product Type	Closed Ring Tongue Terminal
Stud Size	M10
Sealable	No

Wire Insulation Support Retention Type	Non-Insulation Support
--	------------------------

Configuration Features

Number of Holes	1
-----------------	---

Body Features

Product Weight	13.763 g
----------------	----------

Contact Features

Barrel Type	Closed
Terminal Orientation	Straight
Terminal Plating Material	Tin

Mechanical Attachment

Wire Insulation Support	Without
-------------------------	---------

Dimensions



Wire Size	52600 – 83700 CMA
Stud Diameter	10 mm, 10.5 mm [.413 in]
Tongue Thickness	.79 mm [.031 in]
Product Length	42.2 mm [1.658 in]
Barrel Inside Diameter	9.4 mm [.37 in]

Usage Conditions

Insulation Option	Uninsulated
-------------------	-------------

Operation/Application

Compatible With Wire Base Material	Copper
Compatible With Wire Plating Material	Tin

Industry Standards

Government Qualified Terminal	No
-------------------------------	----

Packaging Features

Packaging Quantity	50
Packaging Method	Loose Piece

Product Compliance

For compliance documentation, visit the product page on TE.com>

EU RoHS Directive 2011/65/EU	Compliant
EU ELV Directive 2000/53/EC	Compliant
China RoHS 2 Directive MIIT Order No 32, 2016	No Restricted Materials Above Threshold
EU REACH Regulation (EC) No. 1907/2006	Current ECHA Candidate List: JAN 2025 (247) Candidate List Declared Against: JUNE 2024 (241) Does not contain REACH SVHC
Halogen Content	Low Halogen - Br, Cl, F, I < 900 ppm per homogenous material. Also BFR/CFR/PVC Free
Solder Process Capability	Not applicable for solder process capability


Product Compliance Disclaimer

This information is provided based on reasonable inquiry of our suppliers and represents our current actual knowledge based on the information they provided. This information is subject to change. The part numbers that TE has identified as EU RoHS compliant have a maximum concentration of 0.1% by weight in homogenous materials for lead, hexavalent chromium, mercury, PBB, PBDE, DBP, BBP, DEHP, DIBP, and 0.01% for cadmium, or qualify for an exemption to these limits as defined in the Annexes of Directive 2011/65/EU (RoHS2). Finished electrical and electronic equipment products will be CE marked as required by Directive 2011/65/EU. Components may not be CE marked. Additionally, the part

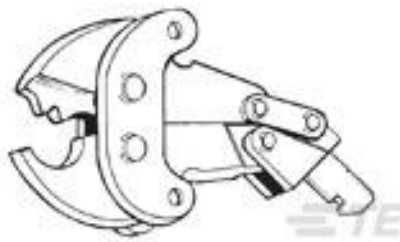


numbers that TE has identified as EU ELV compliant have a maximum concentration of 0.1% by weight in homogenous materials for lead, hexavalent chromium, and mercury, and 0.01% for cadmium, or qualify for an exemption to these limits as defined in the Annexes of Directive 2000/53/EC (ELV). Regarding the REACH Regulation, the information TE provides on SVHC in articles for this part number is based on the latest European Chemicals Agency (ECHA) ‘Guidance on requirements for substances in articles’ posted at this URL: <https://echa.europa.eu/guidance-documents/guidance-on-reach>


Compatible Parts




TE Part # 1490749-1
HYP10 8-4/0AWG MANUAL TOOL




TE Part # 48174
PNEUMATIC SOLIS STRATO 2 HEAD



TE Part # 1490748-1
HYP10 MANUAL TOOL




TE Part # 59975-1
HYP10 SOLIS 8-2AWG ASSY




TE Part # 59973-1
HYP8 8-4/0AWG MANUAL TOOL-No Dies


Customers Also Bought




TE Part #0409-201-1800
CABLE CLAMP, 18SZ, AL




TE Part #322870
TERMINAL,SOLIS R 2 5/16




TE Part #36922
TERMINAL,SOLIS R 2/0 5/16



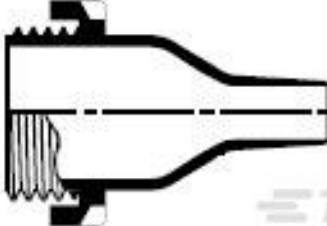
TE Part #52042-2
TERMINAL,R PG 6 8




TE Part #2378735-1
SDE F DYNAMIC 1000 28-30 AWG ASSY



TE Part #160119
SOL. RING TONGUE, #4, M5 ASSY



TE Part #879327-000
207W223-12-G01-0



TE Part #CAT-H3930-CH8172
DEUTSCH HD30 Housings



Documents

Product Drawings
TERM,SOLIS R 2 M10
English

CAD Files
Customer View Model
ENG_CVM_CVM_160002_P.2d_dxf.zip
English
3D PDF
3D
Customer View Model
ENG_CVM_CVM_160002_P.3d_igs.zip
English
Customer View Model
ENG_CVM_CVM_160002_P.3d_stp.zip
English

By downloading the CAD file I accept and agree to the [Terms and Conditions](#) of use.

Instruction Sheets
Instruction Sheet (U.S.)
English

Agency Approvals
UL
English