



Terminals & Splices > Ring Terminals



Ring Terminal Product Type: Closed Ring Tongue Terminal

Wire Size: 20800 – 33100 CMA

Stud Size: M10

Features

Product Type Features

Ring Terminal Product Type	Closed Ring Tongue Terminal
Stud Size	M10
Sealable	No

Wire Insulation Support Retention Type	Non-Insulation Support
----------------------------------------	------------------------

Configuration Features

Number of Holes	1
-----------------	---

Body Features

Product Weight	5.497 g
----------------	---------

Contact Features

Barrel Type	Closed
Terminal Orientation	Straight
Terminal Plating Material	Tin

Mechanical Attachment

Wire Insulation Support	Without
-------------------------	---------

Dimensions



Wire Size	20800 – 33100 CMA
Stud Diameter	10 mm, 10.5 mm [.413 in]
Tongue Thickness	.79 mm [.031 in]
Product Length	31.65 mm [1.246 in]
Barrel Inside Diameter	5.89 mm [.232 in]

Usage Conditions

Insulation Option	Uninsulated
-------------------	-------------

Operation/Application

Compatible With Wire Base Material	Copper
Compatible With Wire Plating Material	Tin

Industry Standards

Government Qualified Terminal	No
-------------------------------	----

Packaging Features

Packaging Quantity	100
Packaging Method	Loose Piece

Product Compliance

For compliance documentation, visit the product page on TE.com>

EU RoHS Directive 2011/65/EU	Compliant
EU ELV Directive 2000/53/EC	Compliant
China RoHS 2 Directive MIIT Order No 32, 2016	No Restricted Materials Above Threshold
EU REACH Regulation (EC) No. 1907/2006	Current ECHA Candidate List: JAN 2025 (247) Candidate List Declared Against: JUNE 2024 (241) Does not contain REACH SVHC
Halogen Content	Low Halogen - Br, Cl, F, I < 900 ppm per homogenous material. Also BFR/CFR/PVC Free
Solder Process Capability	Not applicable for solder process capability

Product Compliance Disclaimer

This information is provided based on reasonable inquiry of our suppliers and represents our current actual knowledge based on the information they provided. This information is subject to change. The part numbers that TE has identified as EU RoHS compliant have a maximum concentration of 0.1% by weight in homogenous materials for lead, hexavalent chromium, mercury, PBB, PBDE, DBP, BBP, DEHP, DIBP, and 0.01% for cadmium, or qualify for an exemption to these limits as defined in the Annexes of Directive 2011/65/EU (RoHS2). Finished electrical and electronic equipment products will be CE marked as required by Directive 2011/65/EU. Components may not be CE marked. Additionally, the part



numbers that TE has identified as EU ELV compliant have a maximum concentration of 0.1% by weight in homogenous materials for lead, hexavalent chromium, and mercury, and 0.01% for cadmium, or qualify for an exemption to these limits as defined in the Annexes of Directive 2000/53/EC (ELV). Regarding the REACH Regulation, the information TE provides on SVHC in articles for this part number is based on the latest European Chemicals Agency (ECHA) ‘Guidance on requirements for substances in articles’ posted at this URL: <https://echa.europa.eu/guidance-documents/guidance-on-reach>

Compatible Parts




TE Part # 130554
SOLIS 6 R M6




TE Part # 2-1377172-3
SMP 0-0160032-0


Customers Also Bought




TE Part #5053542027
RNF-100-3/4-8-STK




TE Part #2-1623773-0
C10 330R 5% (LOOSE)




TE Part #33465
TERMINAL,SOLIS R 6 1/4




TE Part #1-1623746-2
ER74 1K5 5% AMMO PK




TE Part #HC5737
70MM2 NEGBAT LEAD 1/4" UNC
THREAD




TE Part #160121
SOLIS 12-10 R 10MM




TE Part #280755-2
FF 375 REC 6-10MM2 TPBR



TE Part #1-1623774-3
C14 100K 5% (LOOSE)



TE Part #1-1623729-4
BCHE 17 W 2K2 5%



TE Part #4-1623925-0
CFR100 5% 47K

Documents

Product Drawings



SOLIS 6 R 10MM

English

CAD Files

Customer View Model

ENG_CVM_CVM_160032_AC.2d_dxf.zip

English

3D PDF

3D

Customer View Model

ENG_CVM_CVM_160032_AC.3d_igs.zip

English

Customer View Model

ENG_CVM_CVM_160032_AC.3d_stp.zip

English

By downloading the CAD file I accept and agree to the [Terms and Conditions](#) of use.

Instruction Sheets

Instruction Sheet (U.S.)

English

Agency Approvals

UL

English