



Terminals & Splices > Ring Terminals



Ring Terminal Product Type: Closed Ring Tongue Terminal

Wire Size: 3.31 – 5.26 mm²

Stud Size: M10

Stud Diameter: 10.44 mm [.411 in]

Features

Product Type Features

Ring Terminal Product Type	Closed Ring Tongue Terminal
Stud Size	M10
Sealable	No
Wire Insulation Support Retention Type	Non-Insulation Support

Configuration Features

Number of Holes	1
-----------------	---

Body Features

Product Weight	2.088 g
----------------	---------

Contact Features

Barrel Type	Closed
Terminal Orientation	Straight
Terminal Plating Material	Tin

Mechanical Attachment

Wire Insulation Support	Without
-------------------------	---------



Dimensions

Wire Size	3.31 – 5.26 mm ²
Stud Diameter	10.44 mm[.411 in]
Tongue Thickness	.79 mm[.031 in]
Product Length	28 mm[1.102 in]
Barrel Inside Diameter	5.74 mm[.226 in]

Usage Conditions

Insulation Option	Uninsulated
-------------------	-------------

Operation/Application

Compatible With Wire Base Material	Copper
Compatible With Wire Plating Material	Tin

Industry Standards

Government Qualified Terminal	No
-------------------------------	----

Packaging Features

Packaging Quantity	500
Packaging Method	Box

Product Compliance

For compliance documentation, visit the product page on TE.com>

EU RoHS Directive 2011/65/EU	Compliant
EU ELV Directive 2000/53/EC	Compliant
China RoHS 2 Directive MIIT Order No 32, 2016	No Restricted Materials Above Threshold
EU REACH Regulation (EC) No. 1907/2006	Current ECHA Candidate List: JAN 2025 (247) Candidate List Declared Against: JUNE 2024 (241) Does not contain REACH SVHC
Halogen Content	Low Halogen - Br, Cl, F, I < 900 ppm per homogenous material. Also BFR/CFR/PVC Free
Solder Process Capability	Not applicable for solder process capability


Product Compliance Disclaimer

This information is provided based on reasonable inquiry of our suppliers and represents our current actual knowledge based on the information they provided. This information is subject to change. The part numbers that TE has identified as EU RoHS compliant have a maximum concentration of 0.1% by weight in homogenous materials for lead, hexavalent chromium, mercury, PBB, PBDE, DBP, BBP, DEHP, DIBP, and 0.01% for cadmium, or qualify for an exemption to these




limits as defined in the Annexes of Directive 2011/65/EU (RoHS2). Finished electrical and electronic equipment products will be CE marked as required by Directive 2011/65/EU. Components may not be CE marked. Additionally, the part numbers that TE has identified as EU ELV compliant have a maximum concentration of 0.1% by weight in homogenous materials for lead, hexavalent chromium, and mercury, and 0.01% for cadmium, or qualify for an exemption to these limits as defined in the Annexes of Directive 2000/53/EC (ELV). Regarding the REACH Regulation, the information TE provides on SVHC in articles for this part number is based on the latest European Chemicals Agency (ECHA) ‘Guidance on requirements for substances in articles’ posted at this URL: <https://echa.europa.eu/guidance-documents/guidance-on-reach>

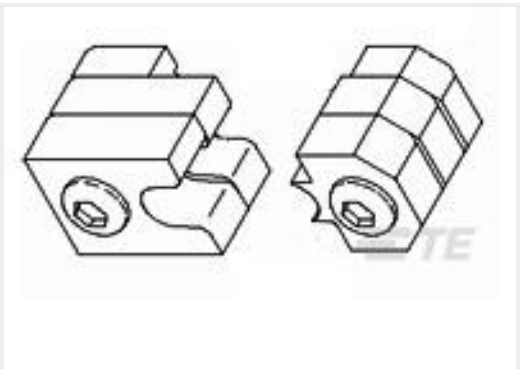
Compatible Parts




TE Part # 525693
DAHT SOLIS 22-10 ASSY




TE Part # 58545-1
SOLISTRAND 10-22 DIE ASSY



TE Part # 47814
DIES SOLIS 12-10 DIE SET




TE Part # 49935
DAHT SOLIS 22-10 ASSY




TE Part # 169400
CERTI-LOK FRAME W/O DIES


Customers Also Bought



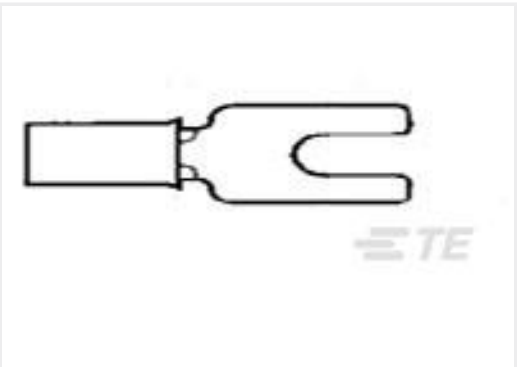
TE Part #35135
TERMINAL, SOLIS R 12-10 1/2




TE Part #33459
TERMINAL, SOLIS R 12-10 5/16




TE Part #4-2176343-1
CRGCQ 1206 22K 1%




TE Part #40763
SPADE 138(3.50MM) TERMINAL 20-16 AWG TPBR




TE Part #32995
TERMINAL, SOLIS SPD 12-10 8



TE Part #160075
SOLIS 4 R M10



TE Part #YHDP26-24-35PEL017
PLG, 35P, BLK, E, RNG, 16/20, P



TE Part #8-1879233-3
SMW5 270R 5%



Documents

Product Drawings
SOLIS 12-10 R 10MM

English

CAD Files
Customer View Model
ENG_CVM_CVM_160121_C.2d_dxf.zip

English

3D PDF

3D

Customer View Model
ENG_CVM_CVM_160121_C.3d_igs.zip

English

Customer View Model
ENG_CVM_CVM_160121_C.3d_stp.zip

English

By downloading the CAD file I accept and agree to the [Terms and Conditions](#) of use.

Datasheets & Catalog Pages
SOLISTRAND - QRG

English

Instruction Sheets
Instruction Sheet (U.S.)

English

Agency Approvals
UL

English