



TE Internal #: 1645498-1

PCB Mount Header, Vertical, Board-to-Board, 3 Position, 3 mm [.118 in] Centerline, Fully Shrouded, Gold (Au), Through Hole - Press-Fit, Power, Gray

[View on TE.com >](#)

Connectors > PCB Connectors > PCB Headers & Receptacles



PCB Connector Type: **PCB Mount Header**

PCB Mount Orientation: **Vertical**

Connector System: **Board-to-Board**

Number of Positions: **3**

Number of Rows: **1**

Features

Product Type Features

Mixed & Hybrid Header	No
Connector Shape	Rectangular
PCB Connector Type	PCB Mount Header
Connector System	Board-to-Board
Header Type	Fully Shrouded
Sealable	No
Connector & Contact Terminates To	Printed Circuit Board
Connector Product Type	Connector Assembly

Configuration Features

Number of Loaded Positions	3
Number of Power Positions	3
Connector Contact Load Condition	Fully Loaded
PCB Mount Orientation	Vertical
Number of Positions	3
Number of Rows	1



Electrical Characteristics

Operating Voltage	48 VDC
-------------------	--------

Body Features

Primary Product Color	Gray
-----------------------	------

Contact Features

Contact Underplating Material	Nickel
Contact Underplating Material Thickness	1.27 µm[50 µin]
PCB Contact Termination Area Plating Material Finish	Matte
Contact Mating Area Plating Material Thickness	.76 µm[30 µin]
PCB Contact Termination Area Plating Material Thickness	.5 – 2.5 µm[19.68 – 98.42 µin]
Contact Base Material	Copper Alloy
PCB Contact Termination Area Plating Material	Tin
Contact Mating Area Plating Material	Gold (Au)
Contact Type	Blade
Contact Current Rating (Max)	16 A

Termination Features

Termination Post & Tail Length	2 mm[.079 in]
Termination Method to PCB	Through Hole - Press-Fit

Mechanical Attachment

Panel Mount Feature	Without
Mating Retention	Without
PCB Mount Retention	Without
PCB Mount Alignment	Without
Connector Mounting Type	Board Mount
Mating Alignment	Without

Housing Features

Mating Entry Location	Top
Housing Material	Polyester
Centerline (Pitch)	3 mm[.118 in]

Dimensions

Stack Height	15 mm[.59 in]
Connector Width	12.46 mm[.49 in]



Connector Height	14.8 mm[.583 in]
Connector Length	11.95 mm[.47 in]

Usage Conditions

Operating Temperature (Max)	125 °C[257 °F]
Operating Temperature Range	-55 – 125 °C[-67 – 257 °F]

Operation/Application

Circuit Application	Power
---------------------	-------

Industry Standards

Glow Wire Rating	Standard Part - Not Glow Wire
UL Flammability Rating	UL 94V-0

Packaging Features

Packaging Quantity	171
Packaging Method	Tray

Product Compliance

For compliance documentation, visit the product page on TE.com>

EU RoHS Directive 2011/65/EU	Not Compliant
EU ELV Directive 2000/53/EC	Compliant with Exemptions
China RoHS 2 Directive MIIT Order No 32, 2016	Restricted Materials Above Threshold
EU REACH Regulation (EC) No. 1907/2006	Current ECHA Candidate List: JAN 2025 (247) Candidate List Declared Against: JAN 2025 (247) SVHC > Threshold: Pb (13% in 4690948374) Article Safe Usage Statements: Do not eat, drink or smoke when using this product. Wash thoroughly after handling. Recycle if possible and dispose of the article by following all applicable governmental regulations relevant to your geographic location.
Halogen Content	Not Low Halogen - contains Br or Cl > 900 ppm.
Solder Process Capability	Not applicable for solder process capability

Product Compliance Disclaimer

This information is provided based on reasonable inquiry of our suppliers and represents our current actual knowledge based on the information they provided. This information is subject to change. The part numbers that TE has identified as EU RoHS compliant have a maximum concentration of 0.1% by weight in homogenous materials for lead, hexavalent chromium, mercury, PBB, PBDE, DBP, BBP, DEHP, DIBP, and 0.01% for cadmium, or qualify for an exemption to these limits as defined in the Annexes of Directive 2011/65/EU (RoHS2). Finished electrical and electronic equipment products will be CE marked as required by Directive 2011/65/EU. Components may not be CE marked. Additionally, the part numbers that TE has identified as EU ELV compliant have a maximum concentration of 0.1% by weight in homogenous



materials for lead, hexavalent chromium, and mercury, and 0.01% for cadmium, or qualify for an exemption to these limits as defined in the Annexes of Directive 2000/53/EC (ELV). Regarding the REACH Regulation, the information TE provides on SVHC in articles for this part number is based on the latest European Chemicals Agency (ECHA) 'Guidance on requirements for substances in articles' posted at this URL: <https://echa.europa.eu/guidance-documents/guidance-on-reach>


Compatible Parts



TE Part # 5-5223955-2


TE UPM Ver Rec 3P HC Power Connector

Customers Also Bought




TE Part #1-2176389-0

RQ 1206 133R 0.1% 10PPM 5K RL




TE Part #1-2176328-2

CRGP 1206 82R 1%




TE Part #3-2176380-0

RQ 0805 2K32 0.1% 10PPM 5K RL




TE Part #1-2176390-2

RQ 1206 1K5 0.1% 10PPM 5K RL




TE Part #3-2176389-2

RQ 1206 226R 0.1% 10PPM 5K RL




TE Part #4-2176388-9

RQ 1206 31R6 0.1% 10PPM 5K RL




TE Part #1-1879642-1

H8 2K2 0.1% 5PPM




TE Part #2176391-3

RQ 1206 13K 0.1% 10PPM 5K RL



TE Part #2176392-3

RQ 1206 140K 0.1% 10PPM 5K RL



TE Part #8622133004

FLDWC0311-0.35-2

Documents

Product Drawings

UNV,PWR,MDL.3 POS. VERT.HDR,15MM STACK



English

CAD Files

Customer View Model

ENG_CVM_CVM_1645498-1_A.2d_dxf.zip

English

3D PDF

3D

Customer View Model

ENG_CVM_CVM_1645498-1_A.3d_igs.zip

English

Customer View Model

ENG_CVM_CVM_1645498-1_A.3d_stp.zip

English

By downloading the CAD file I accept and agree to the [Terms and Conditions](#) of use.

Datasheets & Catalog Pages

POWER_CONNECTORS_CATALOG_SEC01_BOARD_TO_BOARD

English

2_PIECE_POWER_CONNECTORS_qrg_4-1773458-1

English

Product Specifications

Engineering Report

English

Agency Approvals

UL Report

English