



Terminals & Splices > Ring Terminals



Ring Terminal Product Type: Closed Ring Tongue Terminal

Wire Size: 10383.311 – 16511.77 CMA

Stud Size: M6

Features

Product Type Features

Ring Terminal Product Type	Closed Ring Tongue Terminal
Stud Size	M6
Sealable	No
Wire Insulation Support Retention Type	Non-Insulation Support

Configuration Features

Number of Holes	1
-----------------	---

Contact Features

Barrel Type	Closed
Terminal Orientation	Straight
Terminal Plating Material	Tin

Mechanical Attachment

Wire Insulation Support	Without
-------------------------	---------

Dimensions

Wire Size	10383.311 – 16511.77 CMA
Stud Diameter	6.5 mm[.256 in]
Tongue Thickness	.79 mm[.031 in]



Product Length	21.77 mm[.857 in]
Barrel Inside Diameter	3.61 mm[.142 in]

Usage Conditions

Insulation Option	Uninsulated
-------------------	-------------

Operation/Application

Compatible With Wire Base Material	Copper
Compatible With Wire Plating Material	Tin

Industry Standards

Government Qualified Terminal	No
-------------------------------	----

Packaging Features

Packaging Quantity	500
Packaging Method	Package

Product Compliance

For compliance documentation, visit the product page on TE.com>

EU RoHS Directive 2011/65/EU	Compliant
EU ELV Directive 2000/53/EC	Compliant
China RoHS 2 Directive MIIT Order No 32, 2016	No Restricted Materials Above Threshold
EU REACH Regulation (EC) No. 1907/2006	Current ECHA Candidate List: JAN 2025 (247) Candidate List Declared Against: JUNE 2024 (241) Does not contain REACH SVHC
Halogen Content	Low Halogen - Br, Cl, F, I < 900 ppm per homogenous material. Also BFR/CFR/PVC Free
Solder Process Capability	Not applicable for solder process capability


Product Compliance Disclaimer

This information is provided based on reasonable inquiry of our suppliers and represents our current actual knowledge based on the information they provided. This information is subject to change. The part numbers that TE has identified as EU RoHS compliant have a maximum concentration of 0.1% by weight in homogenous materials for lead, hexavalent chromium, mercury, PBB, PBDE, DBP, BBP, DEHP, DIBP, and 0.01% for cadmium, or qualify for an exemption to these limits as defined in the Annexes of Directive 2011/65/EU (RoHS2). Finished electrical and electronic equipment products will be CE marked as required by Directive 2011/65/EU. Components may not be CE marked. Additionally, the part numbers that TE has identified as EU ELV compliant have a maximum concentration of 0.1% by weight in homogenous materials for lead, hexavalent chromium, and mercury, and 0.01% for cadmium, or qualify for an exemption to these limits as defined in the Annexes of Directive 2000/53/EC (ELV). Regarding the REACH Regulation, the information TE provides




on SVHC in articles for this part number is based on the latest European Chemicals Agency (ECHA) ‘Guidance on requirements for substances in articles’ posted at this URL: <https://echa.europa.eu/guidance-documents/guidance-on-reach>


Compatible Parts




TE Part # 49935
DAHT SOLIS 22-10 ASSY




TE Part # 525693
DAHT SOLIS 22-10 ASSY



TE Part # 58545-3
SDE DIE ASSY. 22-10 SOLISTRAND




TE Part # 58545-1
SOLISTRAND 10-22 DIE ASSY




TE Part # 58546-1
PC 22-10 SOLISSPICE SPL I SHT


Customers Also Bought




TE Part #165301
SOLIS DIN 4.0-6.0 R M4




TE Part #2-2176511-4
CJP 600W 120R 5% Lead




TE Part #175095-1
070 SERIES REC CONTACT 20-16




TE Part #165302
SOLIS DIN 4.0-6.0 R M5




TE Part #4816334002
DR-25-TW-3/16-0-SP



TE Part #5-103326-3
06 MODII HDR DRR A B/A .100CL



TE Part #2103340-1
HVA280 3 Bay Header Sub-Assy, KEY A,D,E



TE Part #2103245-1
Inner Housing, Split Hdr, Key A, HVA280



Documents

Product Drawings

SOLIS DIN 4.0-6.0 R 1/4

English

CAD Files

3D PDF

3D

Customer View Model

ENG_CVM_CVM_165303_G.2d_dxf.zip

English

Customer View Model

ENG_CVM_CVM_165303_G.3d_igs.zip

English

Customer View Model

ENG_CVM_CVM_165303_G.3d_stp.zip

English

3D PDF

English

Customer View Model

ENG_CVM_165303_C.3d_igs.zip

English

Customer View Model

ENG_CVM_165303_C.3d_stp.zip

English

Customer View Model

ENG_CVM_165303_C.2d_dxf.zip

English

By downloading the CAD file I accept and agree to the [Terms and Conditions](#) of use.