




Connectors > Contacts > Connector Contacts > D-Sub Connector Contacts: Pin, Brass, Signal, Size 22



Contact Type: **Pin**
Contact Mating Area Plating Material: **Gold Flash**
Contact Retention Type Within Housing: **Snap-In**
Contact Size: **Size 22**
Wire Size: **28 – 22 AWG**

[All D-Sub Connector Contacts: Pin, Brass, Signal, Size 22 \(6\)](#)

Features

Contact Features

Contact Underplating Material	Nickel
Mating Pin Diameter	.76 mm[.03 in]
PCB Contact Termination Area Plating Material	Tin
	100 µin
Contact Type	Pin
Contact Mating Area Plating Material	Gold Flash
Contact Size	Size 22
Contact Base Material	Brass
Contact Current Rating (Max)	1.9 A

Termination Features

Termination Method to Wire & Cable	Crimp
Product Terminates To	Wire & Cable

Mechanical Attachment



Wire Insulation Support	With
Contact Retention Type Within Housing	Snap-In

Dimensions

Compatible Insulation Diameter Range	.76 – 1.02 mm[.03 – .04 in]
Wire Size	.08 – .4 mm ²

Usage Conditions

Operating Temperature Range	-55 – 105 °C[-67 – 221 °F]
-----------------------------	----------------------------

Operation/Application

Circuit Application	Signal
---------------------	--------

Identification Marking

Contact Color Code	Green
--------------------	-------

Packaging Features

Packaging Method	Loose Piece
Packaging Quantity	1000

Product Compliance

For compliance documentation, visit the product page on [TE.com](#)>

EU RoHS Directive 2011/65/EU	Compliant
EU ELV Directive 2000/53/EC	Compliant
China RoHS 2 Directive MIIT Order No 32, 2016	No Restricted Materials Above Threshold
EU REACH Regulation (EC) No. 1907/2006	Current ECHA Candidate List: JAN 2025 (247) Candidate List Declared Against: JAN 2025 (247) Does not contain REACH SVHC
Halogen Content	Low Halogen - Br, Cl, F, I < 900 ppm per homogenous material. Also BFR/CFR/PVC Free
Solder Process Capability	Not applicable for solder process capability

Product Compliance Disclaimer

This information is provided based on reasonable inquiry of our suppliers and represents our current actual knowledge based on the information they provided. This information is subject to change. The part numbers that TE has identified as EU RoHS compliant have a maximum concentration of 0.1% by weight in homogenous materials for lead, hexavalent chromium, mercury, PBB, PBDE, DBP, BBP, DEHP, DIBP, and 0.01% for cadmium, or qualify for an exemption to these limits as defined in the Annexes of Directive 2011/65/EU (RoHS2). Finished electrical and electronic equipment products will be CE marked as required by Directive 2011/65/EU. Components may not be CE marked. Additionally, the part numbers that TE has identified as EU ELV compliant have a maximum concentration of 0.1% by weight in homogenous materials for lead, hexavalent chromium, and mercury, and 0.01% for cadmium, or qualify for an exemption to these limits



as defined in the Annexes of Directive 2000/53/EC (ELV). Regarding the REACH Regulation, the information TE provides on SVHC in articles for this part number is based on the latest European Chemicals Agency (ECHA) ‘Guidance on requirements for substances in articles’ posted at this URL: <https://echa.europa.eu/guidance-documents/guidance-on-reach>

Compatible Parts



TE Part # 90800-2
DIE ASSEMBLY




TE Part # 91520-1
CCII AMPLIMITE HDP-22 PIN SKT 28-22 ASSY




TE Part # 90800-1
PROCRIPTER TOOL & DIE


Customers Also Bought




TE Part #C13226-001
F3-9FR




TE Part #1658671-1
HDP-22,PLUG,SIZE 2, 26 POSN




TE Part #ASA001N00480650000
623 PLUG




TE Part #CAT-038-DCPPS221
D-Sub Crimp: Plug, Signal, 50 Posn, Pin Size 22, Shell Size 1




TE Part #1658538-1
SOCKET CONT DUPL PLT LP HD-20



TE Part #3-1879336-3
CPF 0603 499R 1% 50PPM 1K RL



TE Part #800740-SF
FN282B-6-06



TE Part #800305-SF
FN393-2.5-05-11

Documents

- CAD Files

3D PDF

3D

Customer View Model

ENG_CVM_CVM_1658670-4_D.2d_dxf.zip

English

Customer View Model

ENG_CVM_CVM_1658670-4_D.3d_igs.zip

English

Customer View Model

ENG_CVM_CVM_1658670-4_D.3d_stp.zip



English

By downloading the CAD file I accept and agree to the [Terms and Conditions](#) of use.

Datasheets & Catalog Pages

AMPLIMITE Subminiature D Connectors - Cable Connectors

English

AMPLIMITE Cable Connectors and Shielding Hardware Kits QRG

English

Product Specifications

Application Specification

English

Instruction Sheets

Instruction Sheet (U.S.)

English