

OJ-SS-112LMH2

✓ ACTIVE

TE Internal #: 1721260-5

General Purpose Power Relay, DC, Monostable, 1 Form A SPST-NO, 8 A Contact Rating, 12 VDC Coil Voltage, 250 VAC Contact Voltage

[View on TE.com >](#)



Relays & Contactors > Electromechanical Relays



Relay & Contactor Type: **General Purpose Power Relay**

Current Type: **DC**

Coil Magnetic System: **Monostable**

Contact Arrangement: **1 Form A SPST-NO**

Contact Current Rating: **8 A**

Features

Product Type Features

Relay & Contactor Type	General Purpose Power Relay
------------------------	-----------------------------

Configuration Features

Contact Number of Poles	1
Coil Special Features	UL Coil Insulation Class F
Contact Arrangement	1 Form A SPST-NO

Electrical Characteristics

Contact Limiting Short-Time Current	8 A
Contact Limiting Making Current	8 A
Contact Limiting Continuous Current	8 A
Contact Limiting Breaking Current	8 A
Insulation Initial Dielectric Between Open Contacts	750 Vrms
Contact Switching Voltage (Max)	277 VAC
Contact Switching Load (Min)	100mA @ 5V
Coil Resistance	720 Ω



Contact Current Rating	8 A
Coil Voltage Rating	12 VDC
Contact Voltage Rating	30 VDC
Coil Power Rating DC	.2 W
Insulation Initial Dielectric Between Contacts & Coil	4000 Vrms

Body Features

Product Weight	9 g[.318 oz]
Enclosure Type	Flux Resistant Automatic Solder Capable

Contact Features

Contact Material	AgSnOInO
------------------	----------

Termination Features

Main Termination & Connection Type	Solder Pins
Coil Termination & Connection Type	Solder Pins

Mechanical Attachment

Product Mount Type	Board Mount
--------------------	-------------

Dimensions

Insulation Clearance Between Contact & Coil	3.2 mm[.125 in]
Insulation Creepage Between Contact & Coil	9.4 mm[.37 in]
Product Width	10.2 mm[.401 in]
Product Length	18.2 mm[.716 in]
Product Height	14.7 mm[.578 in]

Usage Conditions

Operating Temperature Range	-40 – 105 °C[-40 – 221 °F]
Environmental Category of Protection	RTII
Environmental Ambient Temperature (Max)	105 °C[221 °F]

Operation/Application

Current Type	DC
Coil Magnetic System	Monostable

Packaging Features

Packaging Method	Bundle
------------------	--------

Other

--	--



Coil Power Rating Class	.15 – .2 W
Contact Current Class	16 A
Environmental Ambient Temperature Class	50 – 70 °C
Height Class (Mechanical)	14 – 15 mm
Length Class (Mechanical)	16 – 20 mm
Width Class (Mechanical)	10 – 12 mm

Product Compliance

For compliance documentation, visit the product page on [TE.com](#)>

EU RoHS Directive 2011/65/EU	Compliant
EU ELV Directive 2000/53/EC	Compliant
China RoHS 2 Directive MIIT Order No 32, 2016	No Restricted Materials Above Threshold
EU REACH Regulation (EC) No. 1907/2006	Current ECHA Candidate List: JAN 2025 (247) Candidate List Declared Against: JAN 2025 (247) Does not contain REACH SVHC
Halogen Content	Not Low Halogen - contains Br or Cl > 900 ppm.
Solder Process Capability	Wave solder capable to 265°C

Product Compliance Disclaimer

This information is provided based on reasonable inquiry of our suppliers and represents our current actual knowledge based on the information they provided. This information is subject to change. The part numbers that TE has identified as EU RoHS compliant have a maximum concentration of 0.1% by weight in homogenous materials for lead, hexavalent chromium, mercury, PBB, PBDE, DBP, BBP, DEHP, DIBP, and 0.01% for cadmium, or qualify for an exemption to these limits as defined in the Annexes of Directive 2011/65/EU (RoHS2). Finished electrical and electronic equipment products will be CE marked as required by Directive 2011/65/EU. Components may not be CE marked. Additionally, the part numbers that TE has identified as EU ELV compliant have a maximum concentration of 0.1% by weight in homogenous materials for lead, hexavalent chromium, and mercury, and 0.01% for cadmium, or qualify for an exemption to these limits as defined in the Annexes of Directive 2000/53/EC (ELV). Regarding the REACH Regulation, the information TE provides on SVHC in articles for this part number is based on the latest European Chemicals Agency (ECHA) ‘Guidance on requirements for substances in articles’ posted at this URL: <https://echa.europa.eu/guidance-documents/guidance-on-reach>

Compatible Parts

OJ-SS-112LMH2

General Purpose Power Relay, DC, Monostable, 1 Form A SPST-NO, 8 A Contact Rating, 12 VDC Coil Voltage, 250 VAC Contact Voltage





TE Part # 2071137-1
OJ-SH-112LMH2-WG,00000



TE Part # 1461405-8
OJ-SH-112HM,000T0

TE Part # 1721518-9
OJ-SS-112LMH2,0S000



TE Part # 2071398-4
OJ-SS-112HM6,00000



TE Part # 1721083-7
OJ-SS-112LMHF,000T0



TE Part # 1649226-1
OJ-SH-112LMH,801



TE Part # 1-1721260-5
OJ-SH-112LMH2,00000

TE Part # 1-1721260-3
OJ-SS-112LMH2,000T0




TE Part # 1-1721261-3
OJ-SH-112LMH2.000T0

Customers Also Bought




TE Part #1-1721539-7
OJE-SS-112HM2.000T0



TE Part #4-1879663-1
H8 280R 0.1% 15PPM




TE Part #1721261-5
OJE-SS-112LMH2



TE Part #1879664-6
H8 1K3 0.1% 15PPM




TE Part #1888321-1
Shielded Receptacle Assembly,



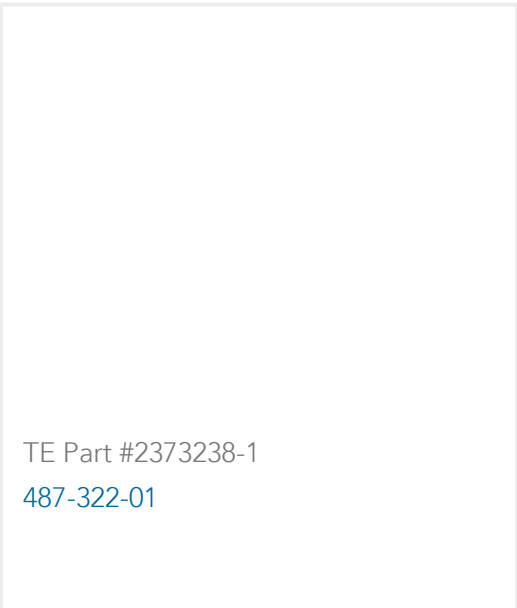
TE Part #6-1879663-0
H8 442R 0.1% 15PPM



TE Part #1954041-2
POWER ARCH PIN CONTACT .153 INCH DIA.



TE Part #6-1879662-9
H8 51R1 0.1% 15PPM



Documents

Product Drawings

OJ-SS-112LMH2

English

CAD Files

3D PDF

3D

Customer View Model

ENG_CVM_CVM_1721260-5_J.2d_dxf.zip

English

Customer View Model

ENG_CVM_CVM_1721260-5_J.3d_igs.zip

English

Customer View Model

ENG_CVM_CVM_1721260-5_J.3d_stp.zip

English

By downloading the CAD file I accept and agree to the [Terms and Conditions](#) of use.

Datasheets & Catalog Pages

OJ_OJE Series Relay Data Sheet English

English

Product Specifications

Definitions General Purpose Relays

English

Agency Approvals

VDE Certificate

English