



FPC

TE Internal #: 1734248-7

1 mm [.039 in] Centerline, Vertical, Surface Mount, Stuffer Actuator, Gold Flash, 7 Position, FPC Connectors

[View on TE.com >](#)

Connectors > PCB Connectors > Wire-to-Board Connectors > FFC, FPC & Ribbon Connectors > FPC Connectors



Centerline (Pitch): 1 mm [.039 in]

Mating Retention Type: Zero Insertion Force (ZIF)

PCB Mount Orientation: Vertical

Termination Method to PCB: Surface Mount

FPC Actuator Type: Stuffer

Features

Product Type Features

PCB Connector Type	PCB Mount Receptacle
Connector & Contact Terminates To	Flexible Printed Circuit (FPC)
Connector Product Type	Connector Assembly
Connector System	Flex-to-Board
FPC Actuator Type	Stuffer

Configuration Features

Compatible With Wire & Cable Type	FFC, FPC
Number of Rows	1
PCB Mount Orientation	Vertical
Number of Positions	7

Electrical Characteristics

Operating Voltage	125 VDC
-------------------	---------

Body Features

Primary Product Color	Black
-----------------------	-------

Contact Features

Contact Current Rating (Max)	1 A
Contact Shape & Form	Single Beam
PCB Contact Termination Area Plating Material Thickness	.025 μm[1 μin]



Contact Layout	Inline
Contact Base Material	Phosphor Bronze
PCB Contact Termination Area Plating Material	Gold
Contact Type	Socket
Contact Mating Area Plating Material Thickness	.025 μm[1 μin]
Contact Mating Area Plating Material	Gold Flash

Termination Features

Termination Method to PCB	Surface Mount
---------------------------	---------------

Mechanical Attachment

Connector Mounting Type	Board Mount
Mating Alignment	With
PCB Mount Retention	With
PCB Mount Alignment	Without
Mating Retention Type	Zero Insertion Force (ZIF)

Housing Features

Housing Material	PA 9T
Centerline (Pitch)	1 mm[.039 in]

Dimensions

Connector Width	4.6 mm[.181 in]
Accepts Flex Cable Thickness	.3 mm[.012 in]
Connector Height	7.7 mm[.303 in]
Connector Length	14.4 mm[.567 in]

Usage Conditions

Operating Temperature Range	-20 – 85 °C[-4 – 185 °F]
-----------------------------	--------------------------

Operation/Application

Circuit Application	Signal
---------------------	--------

Identification Marking

Circuit Identification Feature	Without
--------------------------------	---------

Packaging Features

Packaging Method	Tape
Packaging Quantity	1000



Product Compliance

For compliance documentation, visit the product page on TE.com>

EU RoHS Directive 2011/65/EU	Compliant
EU ELV Directive 2000/53/EC	Compliant
China RoHS 2 Directive MIIT Order No 32, 2016	No Restricted Materials Above Threshold
EU REACH Regulation (EC) No. 1907/2006	Current ECHA Candidate List: JAN 2025 (247) Candidate List Declared Against: JAN 2025 (247) Does not contain REACH SVHC
Halogen Content	Not Low Halogen - contains Br or Cl > 900 ppm.
Solder Process Capability	Reflow solder capable to 260°C

Product Compliance Disclaimer


This information is provided based on reasonable inquiry of our suppliers and represents our current actual knowledge based on the information they provided. This information is subject to change. The part numbers that TE has identified as EU RoHS compliant have a maximum concentration of 0.1% by weight in homogenous materials for lead, hexavalent chromium, mercury, PBB, PBDE, DBP, BBP, DEHP, DIBP, and 0.01% for cadmium, or qualify for an exemption to these limits as defined in the Annexes of Directive 2011/65/EU (RoHS2). Finished electrical and electronic equipment products will be CE marked as required by Directive 2011/65/EU. Components may not be CE marked. Additionally, the part numbers that TE has identified as EU ELV compliant have a maximum concentration of 0.1% by weight in homogenous materials for lead, hexavalent chromium, and mercury, and 0.01% for cadmium, or qualify for an exemption to these limits as defined in the Annexes of Directive 2000/53/EC (ELV). Regarding the REACH Regulation, the information TE provides on SVHC in articles for this part number is based on the latest European Chemicals Agency (ECHA) 'Guidance on requirements for substances in articles' posted at this URL: <https://echa.europa.eu/guidance-documents/guidance-on-reach>

Compatible Parts




Customers Also Bought







TE Part #215299-8
8P HV100 REC CON. TE, 8.5MM




TE Part #2176313-2
RP 1E 0.1W 137K 0.1% 25PPM 1K RL




TE Part #5177986-4
0.8FH,P05H.5,100,08/Sn,TR,SC




TE Part #1624094-6
3613C 1.0UH 10%




TE Part #ANT-868-JJB-RA
Antenna Mini R-Angle 868MHz THM




TE Part #ANT-916-JJB-HT-T
Antenna Mini Straight Hi-Temp 916MHz THM




TE Part #2118717-2
STD SHIELD COVER, CRS-26.71X26.71X2.00MM



TE Part #3-644456-7
07P MTA100 HDR ASSY (NARROW)



TE Part #1-2176421-5
TLRP 2512 2.0W R006 1% 25PPM 4K RL



TE Part #3-2319764-4
E STACK PIANO 8P G LONG T&R PD ON

Documents

Product Drawings
1.0 FPC, ZIF V/T, SMT, 7P
English

CAD Files
3D PDF
3D
Customer View Model
ENG_CVM_CVM_1734248-7_E_c-1734248-7-e.2d_dxf.zip
English
Customer View Model
ENG_CVM_CVM_1734248-7_E_c-1734248-7-e.3d_igs.zip
English
Customer View Model
ENG_CVM_CVM_1734248-7_E_c-1734248-7-e.3d_stp.zip
English

By downloading the CAD file I accept and agree to the Terms and Conditions of use.

Datasheets & Catalog Pages



1-1773959-7-FPC-Connectors-CN

English

Product Specifications

Product Specification

English