


TE Internal #: 1734300-1
C-Clip PCB Spring Contact, 3 mm [.118 in] Uncompressed Height,
4.5 mm [.177 in] Length, 2.5 mm [.098 in] Width, 1.9 mm [.075 in]
Working Range (Low)
[View on TE.com >](#)



Connectors > Contacts > PCB Spring Contacts



Spring Finger Type: **C-Clip**
Scalable: **No**
Side Protected: **No**
Uncompressed Height: **3 mm [.118 in]**
Product Length: **4.5 mm [.177 in]**

Features

Product Type Features

Connector & Contact Terminates To	Printed Circuit Board
Connector System	Board-to-Board
Spring Finger Type	C-Clip
Scalable	No

Configuration Features

Number of Positions	1
Side Protected	No

Contact Features

Contact Underplating Material	Nickel
Contact Base Material	Copper Alloy
PCB Contact Termination Area Plating Material	Gold
Contact Working Range (Low)	1.9 mm[.075 in]
Contact Working Range (High)	2.6 mm[.102 in]
Point of Contact Area Plating Material	Gold
Contact Current Rating (Max)	1.5 A

Dimensions

Uncompressed Height	3 mm[.118 in]
Product Length	4.5 mm[.177 in]



Product Width	2.5 mm[.098 in]
---------------	-----------------

Usage Conditions

Operating Temperature Range	-40 – 85 °C[-40 – 185 °F]
-----------------------------	---------------------------

Operation/Application

Circuit Application	Signal
---------------------	--------

Packaging Features

Packaging Method	Tape & Reel
Packaging Quantity	2500

Product Compliance

For compliance documentation, visit the product page on TE.com>

EU RoHS Directive 2011/65/EU	Compliant
EU ELV Directive 2000/53/EC	Compliant
China RoHS 2 Directive MIIT Order No 32, 2016	No Restricted Materials Above Threshold
EU REACH Regulation (EC) No. 1907/2006	Current ECHA Candidate List: JAN 2025 (247) Candidate List Declared Against: JUNE 2024 (241) Does not contain REACH SVHC
Halogen Content	Low Halogen - Br, Cl, F, I < 900 ppm per homogenous material. Also BFR/CFR/PVC Free
Solder Process Capability	Reflow solder capable to 260°C

Product Compliance Disclaimer

This information is provided based on reasonable inquiry of our suppliers and represents our current actual knowledge based on the information they provided. This information is subject to change. The part numbers that TE has identified as EU RoHS compliant have a maximum concentration of 0.1% by weight in homogenous materials for lead, hexavalent chromium, mercury, PBB, PBDE, DBP, BBP, DEHP, DIBP, and 0.01% for cadmium, or qualify for an exemption to these limits as defined in the Annexes of Directive 2011/65/EU (RoHS2). Finished electrical and electronic equipment products will be CE marked as required by Directive 2011/65/EU. Components may not be CE marked. Additionally, the part numbers that TE has identified as EU ELV compliant have a maximum concentration of 0.1% by weight in homogenous materials for lead, hexavalent chromium, and mercury, and 0.01% for cadmium, or qualify for an exemption to these limits as defined in the Annexes of Directive 2000/53/EC (ELV). Regarding the REACH Regulation, the information TE provides on SVHC in articles for this part number is based on the latest European Chemicals Agency (ECHA) ‘Guidance on requirements for substances in articles’ posted at this URL: <https://echa.europa.eu/guidance-documents/guidance-on-reach>

Compatible Parts



TE Part # 2305018-2
USB TYPE C, REC IPX8 ON BOARD
DUAL SMT

Customers Also Bought



TE Part #1-2199119-5
M.2 0.5PITCH 3.2H KEY M 15U'' AU



TE Part #1734298-1
Shield Finger 6525



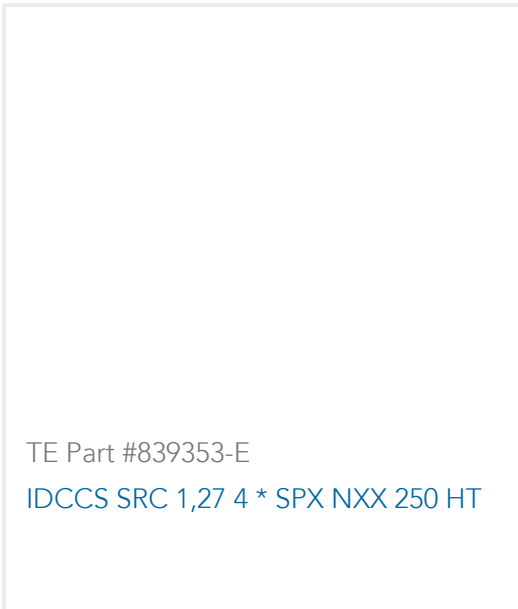
TE Part #CSJ-RGFB-100-MHF4
RP-SMA to MHF4 100mm 0.81 OD



TE Part #2227303-3
CAGE ASSEMBLY, SFP, .071 TAIL



TE Part #CSJ-RGFB-200-MHF4
RP-SMA to MHF4 200mm 0.81 OD



TE Part #839353-E
IDCCS SRC 1,27 4 * SPX NXX 250 HT



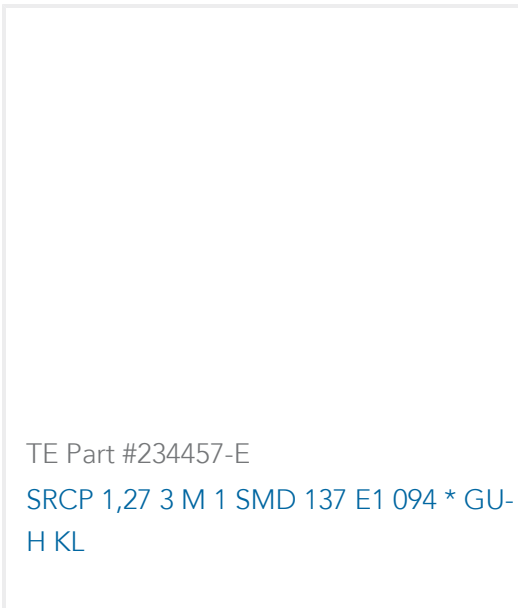
TE Part #2-1977223-4
FSM8JSMASR=6MM TACT SWITCH,
SMT 160gf,



TE Part #839076-E
IDCCS SRC 1,27 6 * SPX SPX 500 HT



TE Part #839359-E
IDCCS SRC 1,27 4 * SPX SPX 250 HT



TE Part #234457-E
SRCP 1,27 3 M 1 SMD 137 E1 094 * GU-H KL

Documents

Product Drawings
SHIELD FINGER 3025-Z1-T
English

CAD Files
3D PDF
3D
Customer View Model
ENG_CVM_CVM_1734300-1_B1.2d_dxf.zip

1734300-1

C-Clip PCB Spring Contact, 3 mm [.118 in] Uncompressed Height, 4.5 mm [.177 in] Length, 2.5 mm [.098 in] Width, 1.9 mm [.075 in] Working Range (Low)



English

Customer View Model

[ENG_CVM_CVM_1734300-1_B1.3d_igs.zip](#)

English

Customer View Model

[ENG_CVM_CVM_1734300-1_B1.3d_stp.zip](#)

English

By downloading the CAD file I accept and agree to the [Terms and Conditions](#) of use.

Datasheets & Catalog Pages

[Products for Mobile Equipment](#)

English

Product Specifications

[SHIELD FINGER](#)

English

[Product Specification](#)

English